



SLI SYLVANIA

Photo Optic Catalogue 2007



SYLVANIA



Introduction 2


1 Photo Optic Discharge Lamps 5



2 Photo Optic Halogen Lamps 15



3 Photo Optic Incandescent & PAR Lamps 33



4 Photo Optic Fluorescent Lamps 45



5 Appendix 51



Sylvania

Sylvania is one of the world's largest manufacturers of light sources. With a strong presence in every lamp category, the company is internationally renowned for its industry leading product innovations.

The complete product range is distributed from stock, via our national sales organizations around the globe. Supplying OEM's, retail outlets, and via the wholesale channel to installers and end users, Sylvania delivers cutting edge lighting technology with a quality and service you know you can trust.



ERLANGEN (GERMANY)



SHIPLEY (ENGLAND)



TIENEN (BELGIUM)

Competence Centres

Sylvania operates a network of Competence Centres, each specialising in a particular area. These bring together a tremendous skill base, stretching right from R&D through to marketing. This structured approach focuses our wealth of experience to react quickly to customer needs, ensuring maximum flexibility and efficient new product launches.

- **Erlangen** (Germany): Produces fluorescent tubes of all types, and features the fastest and most efficient T5 line in the world.
- **Shipley** (UK): Home to our innovative family of energy-saving compact fluorescent lamps.
- **Tienen** (Belgium): A modern, high-tech facility specialising in HID, Halogen, LED and special products.

SLI Sylvania

Sylvania is part of SLI Sylvania, one of the largest integrated lighting companies in the world with a product range stretching far beyond lamps. Headquartered in Frankfurt, Germany, the division is responsible for general lighting in Europe, Middle East, Africa, Asia, Latin and North America. It comprises 20 business units employing some 4000 staff, generating sales of €450 million. Our focus is dedicated to the lighting industry and nothing else, in the design, manufacture and marketing of a comprehensive range of lamps and lighting systems for architectural, industrial, commercial, residential and outdoor applications. These are sold under various high profile brands, such as Sylvania, Concord:marlin, Lumiance, Claude and Linolite:Sylvania.

*The Sylvania brand name is owned worldwide for general lighting by SLI Sylvania, except in Australia, Canada, Mexico, New Zealand, Puerto Rico and the USA.



SYLVANIA
MADE IN BELGIUM

BA 575/2
SE NHR 8.5
8274000

SYLVANIA
BA 575

SYLVANIA
MADE IN BELGIUM
BA 575 SE HR

PHOTO OPTIC DISCHARGE LAMPS

1

BriteArc Single Ended Non Hot Restrike 6

BriteArc Single Ended High Colour Temperature 7

BriteArc Single Ended Hot Restrike 8

BriteArc Double Ended 10

BriteArc Short Arc 11


Pulsed Xenon 12

Mercury PAR 38 13


5

BRITEARC Single Ended Non Hot Restrike

BriteArc Single Ended Non Hot Restrike lamps are compact light sources with excellent performance, specially designed for a wide variety of audio-visual applications. The BriteArc lamps are filled with mercury and rare earth elements to obtain a high efficacy and a stable colour with a very good rendering index. They can be re-struck after 10 minutes. These lamps can be operated in any position.



BA 575 SE NHR



BA 1200 SE NHR

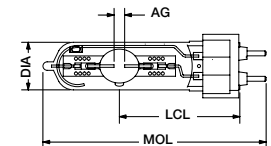


Fig. 1

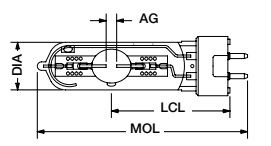


Fig. 2

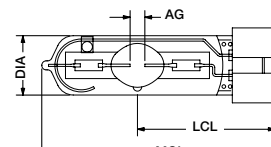


Fig. 3

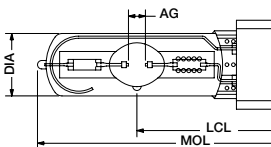


Fig. 4

FEATURES	APPLICATIONS	DIRECTIONS FOR USE
<ul style="list-style-type: none"> • High luminous efficacy • Low infrared • Colour stability • Excellent lumen maintenance • Physical ruggedness 	<ul style="list-style-type: none"> • Show lighting • Theatre • Discotheque lighting • Follow spots • Effect lighting • Architectural 	<ul style="list-style-type: none"> • Burning position: universal • Restrike after 10 minutes • Only use in closed fixtures • Can be operated on an electronic power supply or on a magnetic ballast


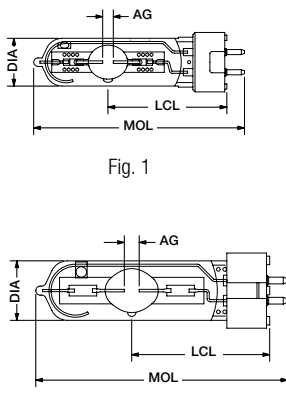
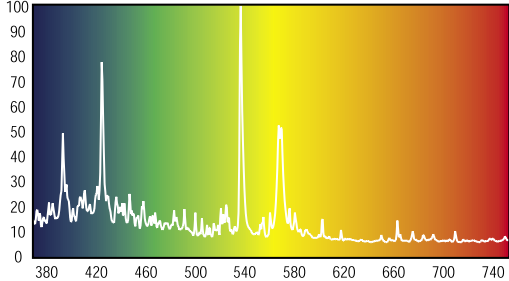
Item description	Watt	Voltage	Current	Ignition Pulse	Average Life	Replacement Time	Luminous Flux	Colour Temp.	CRI	Total UV-output
	W	V	A	kV	hrs	hrs	lm	K		W
BA SE NHR										
BA 150 SE NHR	150	95	1.80	1.9	1000	1500	11000	6400	90	15
BA 400 SE NHR	400	67	6.90	2.2	650	750	33000	6200	92	40
BA 575 SE NHR	575	95	6.95	2.2	750	1000	49000	5600	90	60
BA 700 SE NHR	700	72	11.00	3.4	1000	1200	56000	5600	95	70
BA 1200 SE NHR	1200	100	13.80	2.5	750	1000	110000	6000	95	100
BA SE D (Long Life)										
BA 150 SE T	150	95	1.80	3.0	6000	8000	10000	6000	90	15
BA 200 SE D	200	70	3.30	1.9	3000	3500	14000	5600	70	15
BA 250 SE D	250	95	3.00	1.9	3000	3500	18800	5800	80	18
BA 575 SE D	575	95	6.95	2.2	2000	2500	49000	5600	90	60

Item description	Cap	Dimensions				Max. bulb Temp.	Max. pinch Temp.	Figure Nr.	Packing Quantity	Ordering Code
		MOL mm	AG mm	Dia mm	LCL mm	C°	C°			
BA SE NHR										
BA 150 SE NHR	GY9.5	80	5	17	37	700	350	2	10	0023987
BA 400 SE NHR	GX9.5	112	6	23	62	700	350	3	10	0023958
BA 575 SE NHR	GX9.5	125	7	30	65	700	350	3	10	0023960
BA 700 SE NHR	G22	155	8	30	75	700	350	4	10	0023961
BA 1200 SE NHR	G22	175	10	40	85	700	350	4	10	0023935
BA SE D (Long Life)										
BA 150 SE T	G12	108	11	23	56	500	350	1	10	0023975
BA 200 SE D	GY9.5	108	5	23	55	500	350	2	10	7220168
BA 250 SE D	GY9.5	108	5	23	55	500	350	2	10	7220169
BA 575 SE D	GX9.5	125	7	30	65	600	350	3	10	0023981

Nominal values measured at rated wattage in horizontal position.

BRITEARC Single Ended High Colour Temperature (BA/2 SE)

BriteArc Single Ended/2 lamps are compact light sources with a very high colour temperature offering stable crisp bright light during the complete lamp life. They can be re-struck after about 10 minutes. These lamps can be operated in any position.

 <p>BA 250/2 SE D 8.5</p> <p>BA 575/2 SE NHR 8.5</p>	 <p>Fig. 1</p> <p>Fig. 2</p>	 <p>BA/2 8500 K</p>
---	---	---

<p>FEATURES</p> <ul style="list-style-type: none"> • Crisp bright light • High luminous efficacy • Low infrared • Colour stability • Excellent lumen maintenance • Physical ruggedness 	<p>APPLICATIONS</p> <ul style="list-style-type: none"> • Show lighting • Theatre • Discotheque lighting • Effect lighting 	<p>DIRECTIONS FOR USE</p> <ul style="list-style-type: none"> • Burning position: universal • Restrike after 10 minutes • Only use in closed fixtures • Can be operated on an electronic power supply or on a magnetic ballast
---	--	--



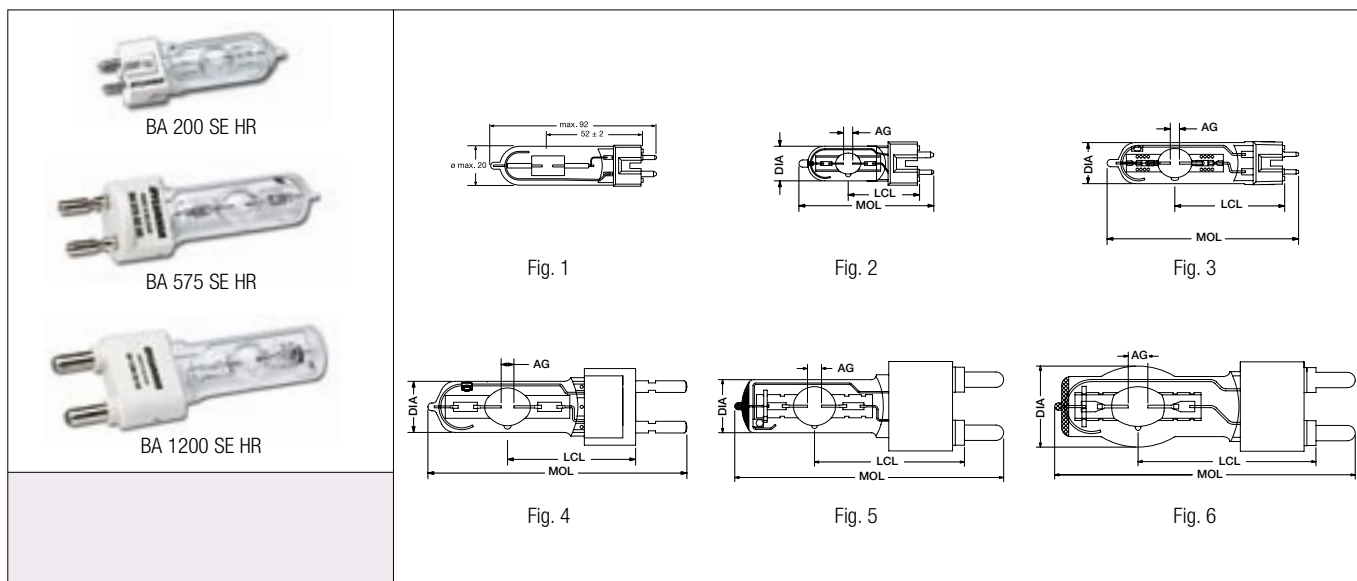
Item description	Watt	Voltage	Current	Ignition Pulse	Average Life	Replacement Time	Luminous Flux	Colour Temp.	CRI	Total UV-output
	W	V	A	kV	hrs	hrs	lm	K		W
BA 250/2 SE D 8.5	250	95	3.00	1.9	3000	3500	18000	8500	65	30
BA 575/2 SE NHR 7.2	575	95	6.95	2.2	1000	1200	45000	7200	85	65
BA 575/2 SE NHR 8.5	575	95	6.95	2.2	1000	1200	44000	8500	80	65

Item description	Cap	Dimensions				Max. bulb Temp.	Max. pinch Temp.	Figure Nr.	Packing Quantity	Ordering Code
		MOL	AG	Dia	LCL					
		mm	mm	mm	mm	C°	C°			
BA 250/2 SE D 8.5	GY9.5	108	5	23	55	500	350	1	10	0023998
BA 575/2 SE NHR 7.2	GY9.5	125	7	30	65	700	350	2	10	0024002
BA 575/2 SE NHR 8.5	GX9.5	125	7	30	65	700	350	2	10	0024000

Nominal values measured at rated wattage in horizontal position.

BRITEARC Single Ended Hot Restrike (BA SE HR)

BriteArc Single Ended Hot Restrike lamps are compact light sources, designed for optimum optical efficiency. The BriteArc lamps are filled with mercury and rare earth elements to obtain a high efficacy and a stable colour with a very good rendering index. They can be re-struck at any time with a voltage peak from 25 to 55 kV. These lamps can be operated in any position.



FEATURES

- High luminous efficacy
- Low infrared
- Colour stability
- Excellent lumen maintenance
- Physical ruggedness
- Hot restrike

APPLICATIONS

- TV-Studio lighting
- Photo studios
- Show lighting
- Theatre
- Follow spots

DIRECTIONS FOR USE

- Burning position: universal
- Only use in closed fixtures
- Can be operated on an electronic power supply or on a magnetic ballast

Item description	Watt W	Voltage V	Current A	Ignition Pulse kV	Average Life hrs	Replacement Time hrs	Luminous Flux lm	Colour Temp. K	CRI	Total UV-output W
BA 200 SE HR Ceramic*	200	70	2.7	25.0	750	1000	19000	3200	88	(*)
BA 200 SE HR	200	70	3.3	25.0	200	450	15000	5600	95	20
BA 400 SE HR	400	67	6.9	25.0	650	750	33000	6200	92	40
BA 575 SE HR	575	95	6.9	25.0	750	1000	49000	5600	90	50
BA 800 SE HR*	800	95	8.5	25.0	1000	1500	64000	6000	95	(*)
BA 1200 SE HR	1200	100	13.8	45.0	750	1000	110000	6000	95	100
BA 2500 SE HR	2500	115	25.6	45.0	500	750	240000	6000	95	200
BA 4000 SE HR	4000	200	24.0	50.0	500	750	380000	6300	95	150

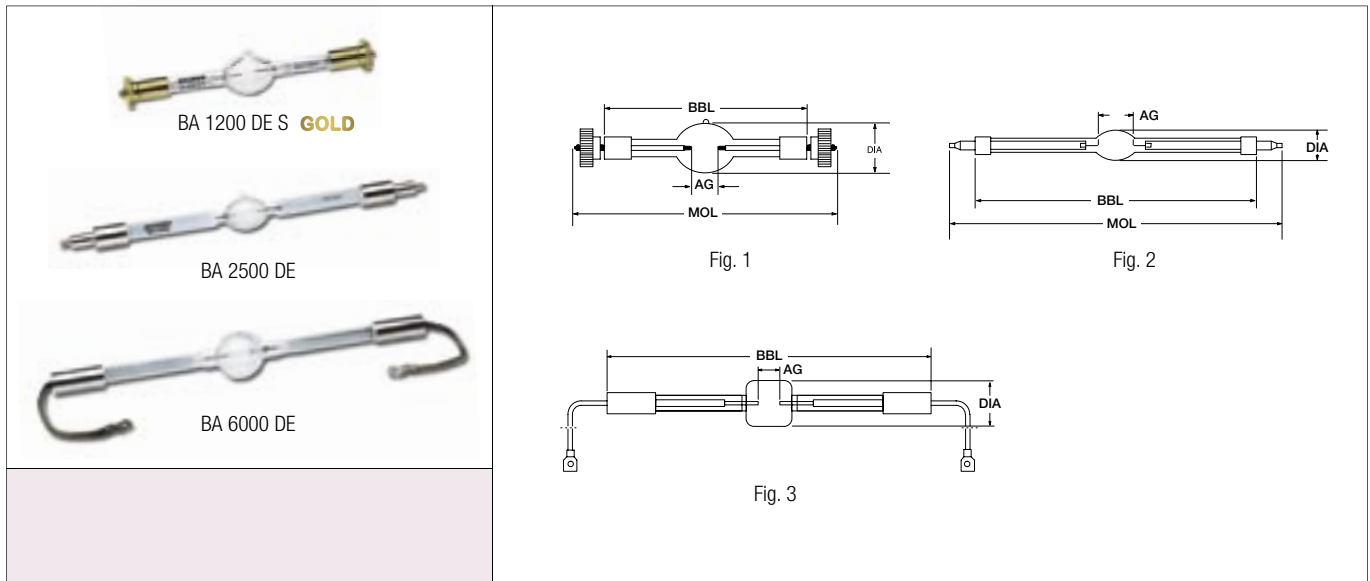
Item description	Cap	Dimensions			Max. bulb Temp. C°	Max. pinch Temp. C°	Figure Nr.	Packing Quantity	Ordering Code	
		MOL mm	AG mm	Dia mm						
BA 200 SE HR Ceramic*	GZY9.5	92	-	20	52	700	350	1	10	0023940
BA 200 SE HR	GZY9.5	80	5	20	39	700	350	2	10	0023941
BA 400 SE HR	GZZ9.5	110	6	23	60	700	350	3	10	0023883
BA 575 SE HR	G22	145	7	30	70	700	350	4	10	0023932
BA 800 SE HR*	G22	145	7	31	70	700	350	4	10	0023992
BA 1200 SE HR	G38	200	10	40	107	700	350	5	10	0023933
BA 2500 SE HR	G38	240	14	60	127	700	450	6	1	0023934
BA 4000 SE HR	G38	250	20	75	142	700	450	6	1	0023937

* BA 200 SE HR Ceramic and BA 800 SE HR are UV-stop lamps. Nominal values measured at rated wattage in horizontal position.



BRITEARC Double Ended (BA DE)

BriteArc Double Ended lamps are metal halide light sources with excellent performance, specially designed for a wide variety of audio-visual applications. The BriteArc lamps are filled with mercury and rare earth elements to obtain a high efficacy and a stable colour. They can be re-struck at any time with a voltage peak from 25 to 55 kV.



FEATURES	APPLICATIONS	DIRECTIONS FOR USE
<ul style="list-style-type: none"> • High luminous efficacy • Low infrared • Colour stability • Excellent lumen maintenance • Physical ruggedness • Hot restrike • BA 1200 DE S: excellent electrical contact with GOLD plated caps 	<ul style="list-style-type: none"> • Show lighting • Theatre • Discotheque lighting • Follow spots • Effect lighting • Studio lighting 	<ul style="list-style-type: none"> • Burning position: universal for 575W and 1200W; horizontal plus or minus 30 degrees for 2500W; horizontal plus or minus 15 degrees for 4000W, 6000W and 12000W • Only use in closed fixtures • Can be operated on an electronic power supply or on a magnetic ballast

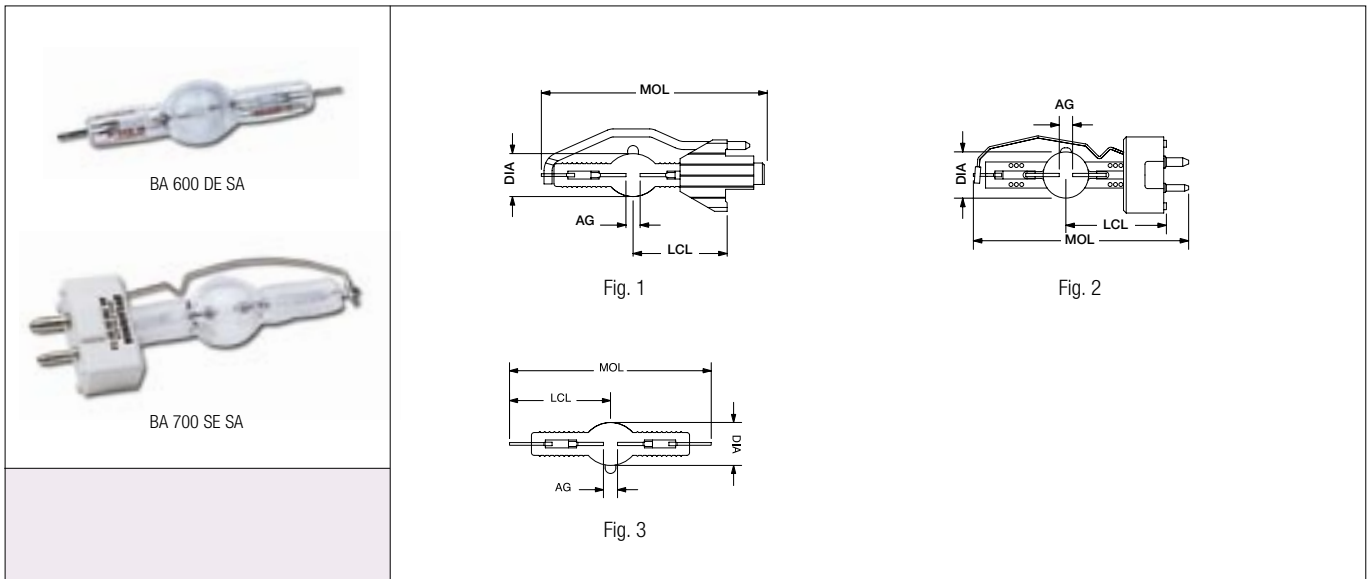
Item description	Watt W	Voltage V	Current A	Average Life hrs	Replacement Time hrs	Luminous Flux lm	Colour Temp. K	CRI	Total UV-output W
BA 575 DE	575	95	7.0	750	1000	49000	5600	70	70
BA 1200 DE	1200	100	13.8	750	1000	110000	5600	80	140
BA 1200 DE S 6.0 GOLD	1200	100	13.8	750	1000	110000	6000	85	150
BA 1200/2 DE S 7.2 GOLD	1200	100	13.8	750	1000	95000	7200	77	160
BA 2500 DE	2500	115	26.6	500	750	240000	5600	90	310
BA 4000 DE	4000	200	24.0	500	750	380000	6000	85	640
BA 6000 DE	6000	123	55.0	350	450	570000	6000	90	1000
BA 12000 DE	12000	160	82.0	500	550	1100000	6000	90	2200

Item description	Cap	Dimensions				Max. bulb Temp. C°	Max. pinch Temp. C°	Figure Nr.	Packing Quantity	Ordering Code
		MOL mm	AG mm	Dia mm	LCL mm					
BA 575 DE	SFc10-4	136	7	21	115	800	230	1	10	0023921
BA 1200 DE	SFc15.5-6	220	10	28	180	800	230	1	10	0023922
BA 1200 DE S 6.0 GOLD	SFc10-4*	136	7	21	115	800	500 ETP**	1	10	0023995
BA 1200/2 DE S 7.2 GOLD	SFc10-4*	136	7	21	115	800	500 ETP**	1	10	0023996
BA 2500 DE	SFa21-12	355	20.5	32	290	800	230	2	1	0023923
BA 4000 DE	SFa21-12	405	34	40	340	800	230	2	1	0023924
BA 6000 DE	S25.5X60	-	22	52	450	900	230	3	1	0023925
BA 12000 DE	S30X70	-	32	65	470	900	230	3	1	0023927

* Pre-focused base. Nominal values measured at rated wattage in horizontal position.
 ** Extreme Temperature Protection. Maximum allowed pinch temperature 500C°.

BRITEARC Short Arc (BA SA)

BriteArc Short Arc Lamps are very compact high performance lamps, designed for the highest optical efficiency. These lamps can be operated in any position.



FEATURES	APPLICATIONS	DIRECTIONS FOR USE
<ul style="list-style-type: none"> • Highest optical efficiency • Low infrared • Colour stability • Excellent lumen maintenance • Physical ruggedness 	<ul style="list-style-type: none"> • Show lighting • Theatre • Discotheque lighting • Effect lighting • Studio lighting 	<ul style="list-style-type: none"> • Burning position: universal • Only use in closed fixtures • Can be operated on an electronic power supply or on a magnetic ballast



Item description	Watt	Voltage	Current	Ignition Pulse	Average Life	Replacement Time	Luminous Flux	Colour Temp.	CRI	Total UV-output
	W	V	A	kV	hrs	hrs	lm	K		W
BA 600 SE SA (*)	600	95	6.3	3	300	350	48000	5300	90	50
BA 700 SE SA 5.6	700	70	11.0	2.5	750	1000	55000	5600	80	90
BA 700 SE SA 7.2	700	70	11.0	2.5	750	1000	50000	6600	75	80
BA 600 DE SA (*)	600	95	7.0	3	300	350	48000	5300	90	50

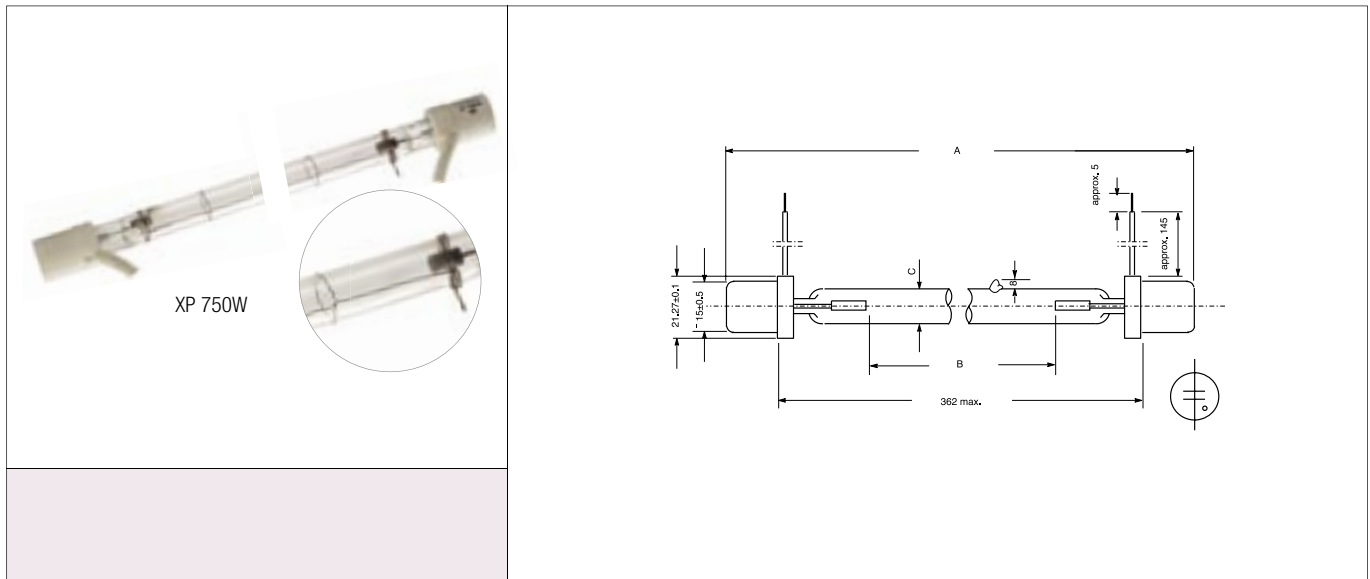
Item description	Cap	Dimensions				Max. bulb Temp.	Max. pinch Temp.	Figure Nr.	Packing Quantity	Ordering Code
		MOL	AG	Dia	LCL					
		mm	mm	mm	mm	C°	C°			
BA 600 SE SA (*)	FaX1.5	84	5	16	35	900	350	1	10	0023965
BA 700 SE SA 5.6	GY9.5	85	4	17	39	1000	500 ETP**	2	10	0024004
BA 700 SE SA 7.2	GY9.5	85	4	17	39	1000	500 ETP**	2	10	0024003
BA 600 DE SA (*)	Mo pins	75	5	16	-	900	350	3	10	0023966

* Can be re-struck any time with a voltage peak of 25kV. Nominal values measured at rated wattage in horizontal position.

** Extreme Temperature Protection. Maximum allowed pinch temperature 500C°.

PULSED XENON

Instant ignition lamps creating a strobe effect.



FEATURES

- Near continuous spectrum ranging from 200-1000nm
- Colour temperature: 5400K. Xenon spectrum, similar to daylight
- Instant ignition, no warming up time
- Can be dimmed

APPLICATIONS

- Strobe lights in disco's

DIRECTIONS FOR USE

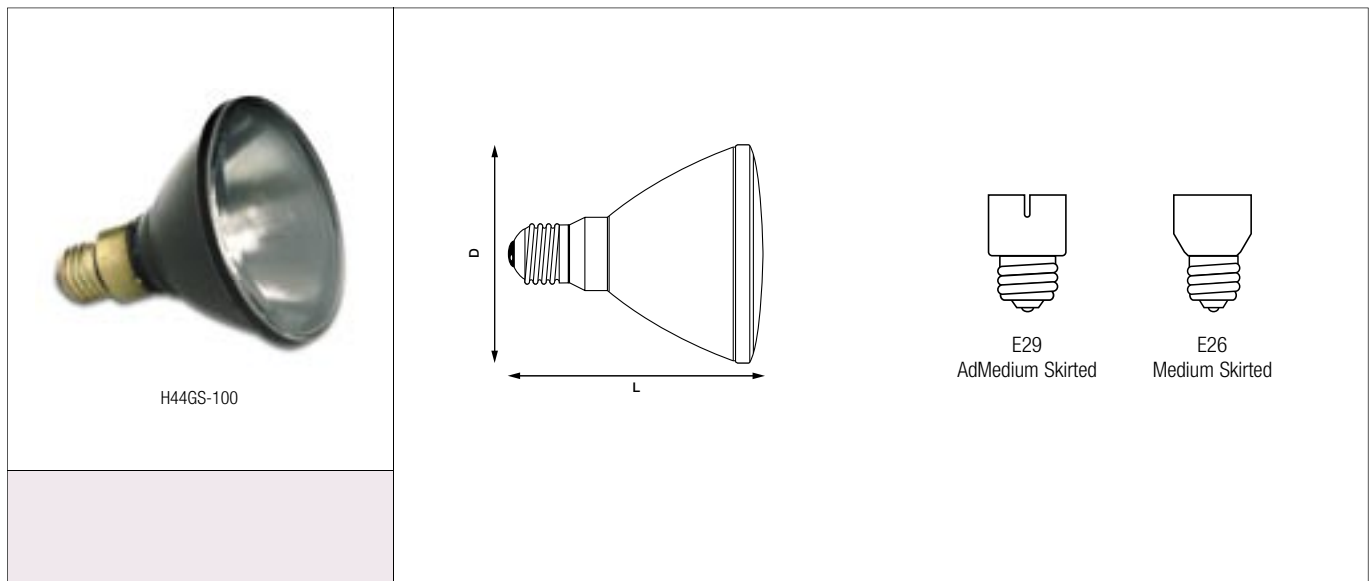
- Operate on a semi resonant ballast
- Ignitor providing a starting pulse of 10kV required
- Forced -air cooling needed
- Due to the high starting voltage, use only insulated lampholders
- The UV radiation must be cut out with a filter glass



Item description	Watt	Lamp current	Cap	Rated Av. Life	Max.Pinch Temp.	Max.Bulb Temp.	Dimensions (mm)			Packing Quantity	Ordering Code
	W	A					A	B	C Ø		
XP 750W	750	12.3	Cable 15.8/14.7	500	350	650	244	158	12	10	0060900
XP 1500W	1500	10.7	Cable 15.8/14.7	500	350	650	398	312	12	10	9023475
XP 2500W	2500	16.0	Cable 15.8/14.7	500	350	650	543	457	12	10	9023401
XP 3000W	3000	18.0	Cable 15.8/14.7	500	350	650	691	615	12	10	0060901

MERCURY PAR 38

Mercury PAR lamps present a high efficiency source of actinic radiation, and satisfy a number of special applications which take advantage of their strong ultra-violet output. They are especially popular when used with a Wood's glass filter for Blacklight effects. The distinctive blue-green colour of unfiltered lamps is well suited to the floodlighting of trees and shrubs, as well as countless special scientific and reprographic applications.



FEATURES

- High efficiency source of UV-A radiation, with spectral lines peaking at 334.1nm and 365.0nm
- Distinctive blue-green coloured light with visible lines at 404.7nm, 435.8nm, 546.1nm and 578.0nm
- Borosilicate glass envelope filters out dangerous shorter wavelength UV rays
- 8° Narrow Spot is capable of projecting a very high intensity beam over long distances
- Black sprayed reflector to prevent light escape from rear
- Available with Admedium (E29) or Medium (E26) screw base

APPLICATIONS

- Blacklight effects in entertainment lighting, when used with Wood's glass filter
- Detection of cracks and other defects in metal and glass surfaces
- Photo-exposure lamp in reprographic applications
- Medical examination, especially in dermatology
- Exterior floodlighting of trees and bushes
- Stimulation of photo-chemical reactions
- Detection of forgeries, fluorescent inks etc

DIRECTIONS FOR USE

- Universal burning position
- When burned horizontally, lumen value will drop 5-10%
- Operate only in suitable fixture with compatible ballast (USA type H44 or H38)
- Never expose operating lamp to moisture (rain, snow etc)
- Lamp must not be used if the outer envelope is broken or punctured
- Owing to the strong UV output, avoid prolonged exposure of persons
- Warming up time is 15 minutes

Item description	ANSI	Watt W	Hot Restrike Time min	Average Life hrs	Beam Angle	Centerbeam Candlepower cd	Colour Temp. K	CRI
H44 GS-100 SP	H44	100	3 to 9	16000	Spot 8°	16000	5900	20
H44 GS-100/MDSK SP	H44	100	3 to 9	16000	Spot 8°	16000	5900	20

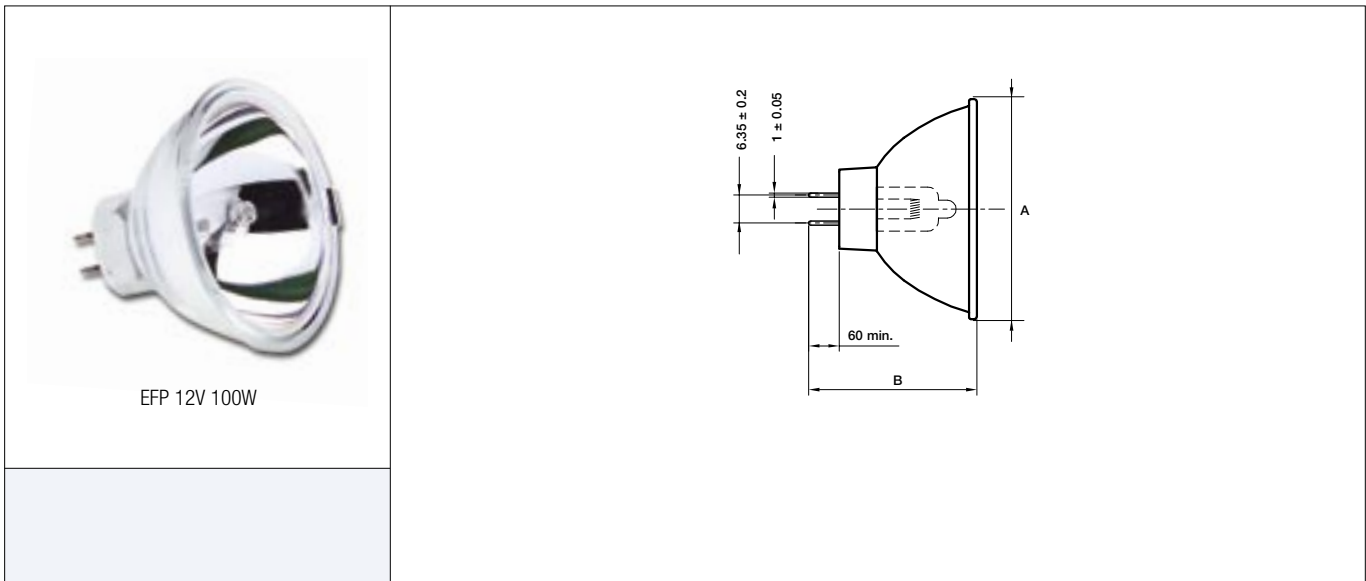
Item description	Cap	Dimensions MOL Dia mm mm		Max. bulb Temp. C°	Max. pinch Temp. C°	Packing Quantity	Ordering Code
H44 GS-100 SP	E29 AdMedium Skirted	131	121	400	190	12	9020467
H44 GS-100/MDSK SP	E26 Medium Skirted	131	121	400	190	12	9020664



Dichroic Reflector 50mm (MR 16) GZ6.35	17
Dichroic Reflector 42/50mm (MR 13/MR 16) GX5.3	18
Dichroic Reflector 50 mm (MR 16) GY5.3	20
Dichroic Reflector 35/44/57mm (MR 11/MR 14/MR 18)	21
Capsule Lamps Low Voltage	22
Capsule Lamps Mains Voltage	24
Studio/Film Double Ended	26
Studio/Film Single Ended	27
Stage/Theatre Single Ended	28
Stage/Theatre Single Ended HPL for ETC "Source Four" Fixtures	29
Studio U-shaped	30
Hi-Spot ES50 GU10 Coloured	31



DICHROIC REFLECTOR 50 mm (MR 16) GZ6.35



EFP 12V 100W

FEATURES

- Compact filament
- Highly efficient reflector/lamp combination
- Dichroic reflector, which radiates 75% of heat rearwards

APPLICATIONS

- Film projectors
- Fiber optics
- Enlargers
- Overhead projectors
- Slide projectors

DIRECTIONS FOR USE

- No dimming lower than 10% of rated voltage

Item description	ANSI	LIF	Base	Voltage	Watt	Dimensions		Working distance	Colour Temp.	Rated Av. Life
						A	B			
				V	W	mm	mm	mm	K	h
EFM 8V 50W	EFM	A1/229	GZ6.35	8	50	50	42	32	3400	50
EFN 12V 75W	EFN	A1/230	GZ6.35	12	75	50	42	32	3400	50
EFP 12V 100W	EFP	A1/231	GZ6.35	12	100	50	42	32	3400	50
EFR 15V 150W	EFR	A1/232	GZ6.35	15	150	50	42	32	3400	50

Item description	Reflector Surface	Burning Position	Max. perm.	Max. perm.	Light Output	Packing Quantity	Ordering Code
			pinch temp.	bulb temp.			
			C°	C°	lm		
EFM 8V 50W	Smooth	S105	400	900	380	50	0061341
EFN 12V 75W	Smooth	S105	400	900	550	50	0061342
EFP 12V 100W	Smooth	S105	400	900	650	50	0061344
EFR 15V 150W	Smooth	S105	400	900	800	50	0061350

DICHROIC REFLECTOR 42/50 mm (MR 13/MR 16) GX5.3



EKE 21V 150W



ELC 24V 250W



EXR 82V 300W

FEATURES

- Compact filament
- Perfect alignment of the burner
- Highly efficient reflector/lamp combination
- Dichroic reflector, which radiates 75% of the heat backwards
- Long life versions for disco lighting
- Excellent lumen maintenance over life

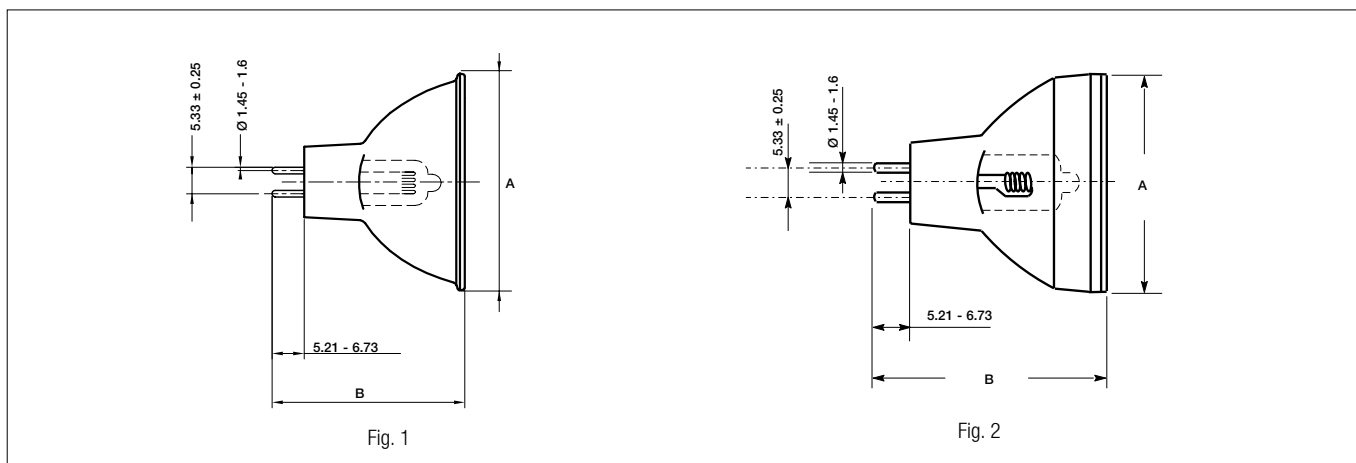
APPLICATIONS

- Discos and clubs – long life types
- Medical equipment
- Microfilm readers
- Fibre optic applications
- Enlargers
- Overhead projectors
- Slide projectors

DIRECTIONS FOR USE

- No dimming by more than 10% of their rated voltage. This will reduce life considerably
- Forced cooling necessary

Item description	ANSI	LIF	Base	Voltage	Watt	Dimensions		Filament Type	Working distance	Colour Temp.	Rated Av. Life
						A	B				
				V	W	mm	mm		mm	K	h
ENL 12V 50W	ENL	M/109	GX5.3	12	50	50.7	44.5	C-8	40	3000	4000
DED 13.8V 85W	DED	F/109	GX5.3	13.8	85	50.7	44.5	C-8	165	3150	1000
DDM 19V 80W	DDM	-	GX5.3	19	80	50.7	44.5	CC-6	152.4	3350	50
DDS 21V 80W	DDS	F/113	GX5.3	21	80	50.7	44.5	CC-6	165	3125	1000
EPV 14,5V 90W	EPV	F/111	GX5.3	14,5	90	50.7	44.5	CC-6	155	3150	500
EPX 14,5V 90W	EPX	F/110	GX5.3	14,5	90	50.7	44.5	CC-6	165	3150	500
DDL 20V 150W	DDL	F/114	GX5.3	20	150	50.7	44.5	CC-6	194.5	3150	500
EJM 21V 150W	EJM	-	GX5.3	21	150	50.7	44.5	CC-6	38.1	3400	40
EJV 21V 150W	EJV	-	GX5.3	21	150	50.7	44.5	CC-6	44.5	3400	40
ELD 21V 150W	ELD	F/112	GX5.3	21	150	50.7	44.5	CC-6	165	3400	40
EKE 21V 150W	EKE	-	GX5.3	21	150	50.7	44.5	CC-6	44.5	3250	200
EJA 21V 150W	EJA	-	GX5.3	21	150	50.7	44.5	CC-6	28.0	3400	40
EWf 24V 200W	EWf	-	GX5.3	24	200	50.7	44.5	CC-8	298.5	3350	50
EJL 24V 200W	EJL	A1/252	GX5.3	24	200	50.7	44.5	CC-6	31.7	3400	50
ELC 24V 250W	ELC	A1/259	GX5.3	24	250	50.7	44.5	CC-6	31.7	3400	50
ELC 24V 250W 300H	ELC/3H	A1/259	GX5.3	24	250	50.7	44.5	CC-6	31.7	3350	300
ELC 24V 250W 500H	ELC/5H	-	GX5.3	24	250	50.7	44.5	CC-6	31.7	3300	500
ELC 24V 250W 1000H	ELC/10H	-	GX5.3	24	250	50.7	44.5	CC-6	31.7	3300	1000
ERV 36V 340W	ERV	-	GX5.3	36	340	50.7	44.5	CC-8	300	3300	75
EXY 82V 250W	EXY	-	GX5.3	82	250	42	44.5	CC-8	152.4	3200	250
EXR 82V 300W	EXR	-	GX5.3	82	300	42	44.5	CC-8	152.4	3350	35
FHS 82V 300W	FHS	-	GX5.3	82	300	42	44.5	CC-8	152.4	3300	70

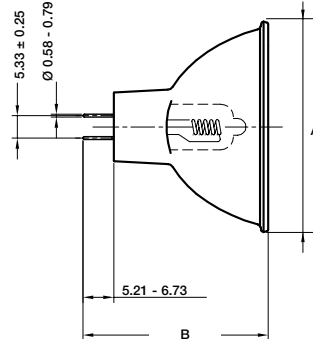


Item description	Reflector Surface	Burning Position	Max. perm. pinch temp. C°	Max. perm. bulb temp. C°	Min. centre intensity lux	Corner centre ratio %	Figure Nr.	Packing Quantity	Ordering Code
ENL 12V 50W	Faceted	ANY	350	900	-	-	1	10	0061738
DED 13.8V 85W	Faceted	S105	350	900	1000	50	1	10	9060967
DDM 19V 80W	Faceted	S90	350	900	680	15	1	10	9060954
DDS 21V 80W	Faceted	S105	350	900	250	50	1	10	9060668
EPV 14,5V 90W	Smooth	S105	350	900	-	-	1	10	9061016
EPX 14,5V 90W	Faceted	S105	350	900	-	-	1	10	9060953
DDL 20V 150W	Faceted	S105	350	900	400	90	1	10	9060984
EJM 21V 150W	Smooth	S90	400	900	1200	50	1	10	9061181
EJV 21V 150W	Smooth	S90	400	900	1500	40	1	10	9060833
ELD 21V 150W	Stippled	S90	400	900	320	30	1	10	9060957
EKE 21V 150W	Smooth	S90	400	900	750	40	1	10	9060943
EJA 21V 150W	Smooth	S90	400	900	1200	50	1	10	9060921
EWV 24V 200W	Faceted	S90	400	900	800	32	1	10	9060890
EJL 24V 200W	Smooth	S90	400	900	1100	50	1	100	0061011
ELC 24V 250W	Faceted	S90	400	900	1200	50	1	10	0061740
ELC 24V 250W 300H	Faceted	S90	400	900	500	50	1	10	0061739
ELC 24V 250W 500H	Smooth	S90	350	900	960	50	1	10	0061741
ELC 24V 250W 1000H	Smooth	S90	350	900	640	50	1	10	0061743
ERV 36V 340W	Faceted	S90	350	900	1050	27	1	10	9060812
EXY 82V 250W	Faceted	S90	350	900	610	46	2	10	9061182
EXR 82V 300W	Faceted	S90	400	900	1100	46	2	10	9061039
FHS 82V 300W	Faceted	S90	400	900	1000	46	2	10	9060850

DICHROIC REFLECTOR 50 mm (MR 16) GY5.3



ENH 120V 250W



FEATURES

- Compact filament
- Perfect alignment of the burner
- Highly efficient reflector/lamp combination
- Dichroic reflector, which radiates 75% of the heat backwards

APPLICATIONS

- Microfilm readers
- Medical equipment
- Fiber optic applications
- Enlargers
- Overhead projectors
- Slide projectors

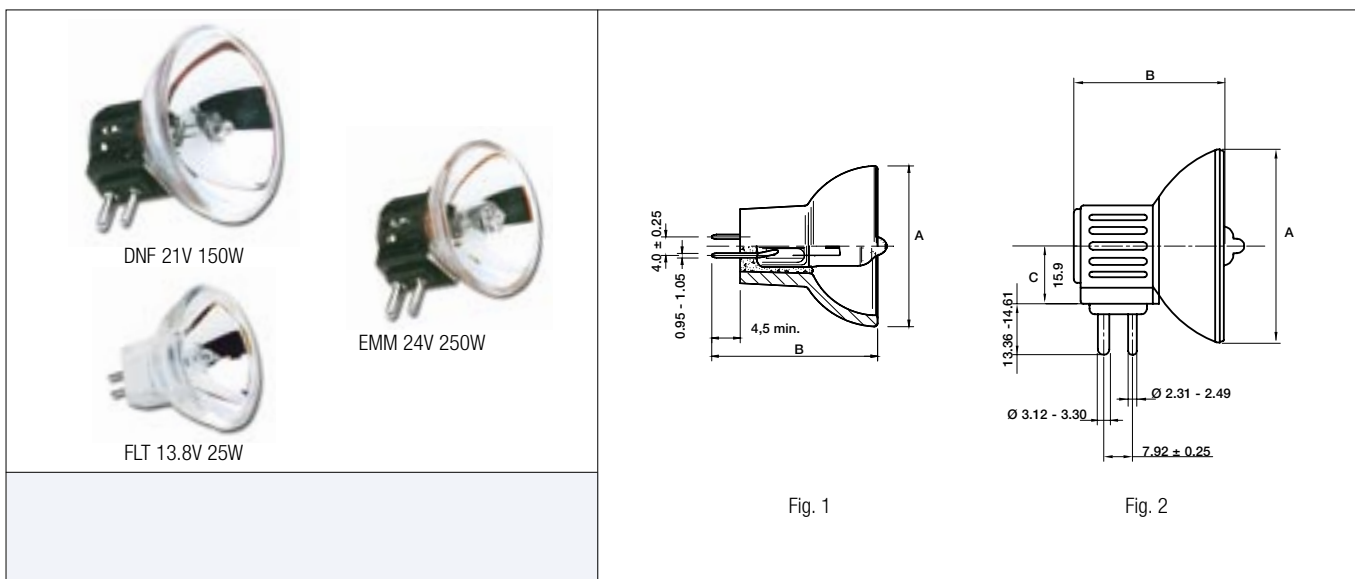
DIRECTIONS FOR USE

- No dimming by more than 10% of their rated voltage. This will reduce life considerably
- Forced cooling necessary

Item description	ANSI	LIF	Base	Voltage	Watt	Dimensions		Filament Type	Working distance	Colour Temp.	Rated Av. Life
						A	B				
				V	W	mm	mm		mm	K	h
EVW 82V 250W	EVW	-	GY5.3	82	250	50.7	44.5	CC-8	298.5	3300	50
ENX 82V 360W	ENX	-	GY5.3	82	360	50.7	44.5	CC-8	298.5	3300	75
FXL 82V 410W	FXL	-	GY5.3	82	410	50.7	44.5	CC-8	298.5	3300	50
JCR 100V 300W	-	-	GY5.3	100	300	50.7	44.5	CC-8	298.5	3200	50
ESD 120V 150W	ESD	-	GY5.3	120	150	50.7	44.5	CC-8	44.5	3350	12
ENH 120V 250W	ENH	-	GY5.3	120	250	50.7	44.5	CC-8	152.4	3250	175
ELH 120V 300W	ELH	-	GY5.3	120	300	50.7	44.5	CC-8	152.4	3350	35
ENG 120V 300W	ENG	-	GY5.3	120	300	50.7	44.5	CC-8	152.4	3450	15

Item description	Reflector Surface	Burning Position	Max. perm.	Max. perm.	Min. centre intensity	Corner centre ratio %	Packing Quantity	Ordering Code
			pinch temp.	bulb temp.				
			C°	C°	lux			
EVW 82V 250W	Faceted	S90	400	900	1250	40	10	9000017
ENX 82V 360W	Faceted	S90	400	900	4300	25	10	9060846
FXL 82V 410W	Faceted	S90	400	900	4700	34	10	9061768
JCR 100V 300W	Faceted	S90	400	900	5000	20	10	9061063
ESD 120V 150W	Stippled	S90	400	900	350	20	10	9061358
ENH 120V 250W	Faceted	S90	400	900	800	40	10	9060940
ELH 120V 300W	Faceted	S90	400	900	850	45	10	9060813
ENG 120V 300W	Stippled	S90	400	900	1350	35	10	9061183

DICHROIC REFLECTOR 35/44/57 mm (MR 11/MR 14/MR 18)



FEATURES	APPLICATIONS	DIRECTIONS FOR USE
<ul style="list-style-type: none"> • Compact filament • Perfect alignment of the burner • Highly efficient reflector/lamp combination • Dichroic reflector, which radiates 75% of the heat backwards 	<ul style="list-style-type: none"> • Film projectors • Microfilm readers • Medical equipment • Enlargers • Overhead projectors • Slide projectors 	<ul style="list-style-type: none"> • No dimming by more than 10% of their rated voltage. This will reduce life considerably • Forced cooling necessary

Item description	ANSI	LIF	Base	Voltage	Watt	Dimensions			Filament Type	Working distance	Colour Temp.	Rated Av. Life
						A	B	C				
				V	W	mm	mm	mm		K	h	
DNF 21V 150W	DNF	A1/266	GX7.9	21	150	57.2	45.1	15.9	CC-6	69.1	3400	25
EMM/EKS 24V 250W	EMM/EKS	A1/258	GX7.9	24	250	44.5	47.5	15.9	CC-6	65.8	3400	50
FLT 13.8V 25W/S	FLT	F/101	GZ4	13.8	25	35.3	35	-	CC-6	81.5	3100	400

Item description	Reflector Surface	Burning Position	Max. perm. pinch temp.	Max. perm. bulb temp.	Min. centre intensity	Corner centre ratio %	Figure Nr.	Packing Quantity	Ordering Code
			C°	C°	lux				
DNF 21V 150W	Smooth	p4	400	900	2100	50	2	10	9060743
EMM/EKS 24V 250W	Smooth	p4	400	900	750	55	2	10	9060918
FLT 13.8V 25W/S	Faceted	S105	350	900	1300	700	1	10	9060877

CAPSULE LAMPS Low Voltage



FCS 24V 150W G6.35



FCR 12V 100W



FDS 24V 150W

FEATURES

- Low voltage, quartz halogen lamp
- Flat filament
- Constant high light output
- Pre-focused based lamps have a better defined filament position

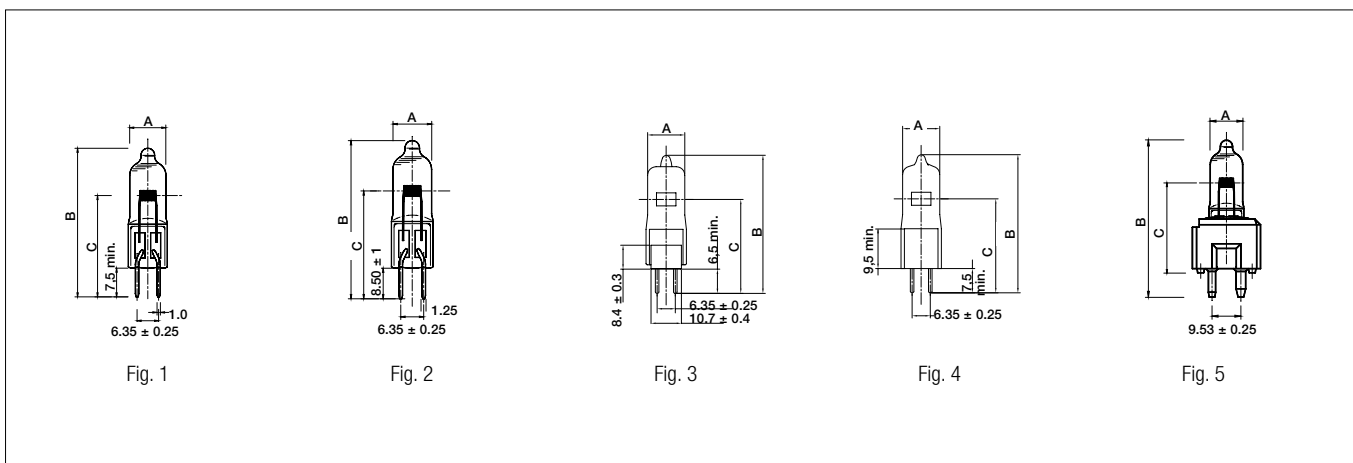
APPLICATIONS

- Studio lighting
- Film lighting
- Theatre lighting
- Microfilm readers
- Film projectors
- Overhead projectors
- Slide projectors

DIRECTIONS FOR USE

- No dimming by more than 10% of their rated voltage. This will reduce life considerably

Item description	ANSI	LIF	Base	Voltage	Watt	Dimensions			Type	Filament Dimensions	
						A	B	C		W	H
				V	W	mm	mm	mm		mm	mm
BRL 12V 50W	BRL	A1/220	G6.35	12	50	11.5	44	30	CF-6	3.3	1.6
EVB/BRJ 15V 150W	EVB/BRJ	A1/234	G6.35	15	150	11.5	44	30	CF-6	5.0	3.0
FCS 24V 150W	FCS	A1/216	G6.35	24	150	13.5	50	32	CF-6	6.1	3.0
EHJ 24V 250W	EHJ	A1/223	G6.35	24	250	13.5	55	33	CF-6	7.1	3.5
FGX 24V 250W	FGX	M33	G6.35	24	250	13.5	55	33	CF-6	10.0	5.0
EWX 24V 250W	EWX	-	G6.35	24	250	11.5	44	29	CC-6	5.6	3.15
FNT 24V 275W	FNT	-	G6.35	24	275	13.5	55	33	CF-6	7.2	3.5
EVD 36V 400W	EVD	A1/239	G6.35	36	400	18.0	60	36	CF-6	9.5	4.7
FCR 12V 100W	FCR	A1/215	GY6.35	12	100	11.0	44	30	CF-6	6.7	4.6
FLW 24V 300W	FLW	-	GY6.35	24	300	11.0	55	33	CF-6	6.7	4.6
JC 24V 300W	-	-	GY6.35	24	300	13.5	55	33	CF-6	6.7	4.6
FDS/FDT 24V 150W	FDS/FDT	A1/262	GZ9.5	24	150	13.5	57	27	CF-6	5.8	2.9
EYB 82V 360W	EYB	-	G5.3	82	360	11.5	57	32	CC-8	7.6	5.1



Item description	Approx. Lumens lm	Colour Temp. K	Rated Av. Life h	Burning Position	Max. pinch temp. C°	Max. bulb temp. C°	Figure Nr.	Packing Quantity	Ordering Code
BRL 12V 50W	1400	3400	50	S90	400	900	1	50	0061300
EVB/BRJ 15V 150W	5000	3400	50	S90	400	900	1	10	0061303
FCS 24V 150W	5000	3400	50	S90	400	900	1	50	0061374
EHJ 24V 250W	10000	3400	50	S90	400	900	1	50	0061367
FGX 24V 250W	8400	3200	300	S90	350	900	1	10	0061465
EWX 24V 250W	8200	3400	50	S90	400	900	1	10	0061494
FNT 24V 275W	10000	3400	75	S90	400	900	1	50	9061150
EVD 36V 400W	16000	3400	50	S90	400	900	1	50	9060826
FCR 12V 100W	3400	3000	50	S90	400	900	2	50	0061373
FLW 24V 300W	10450	3500	50	S90	400	900	3	10	9061142
JC 24V 300W	9900	3400	50	S90	400	900	4	10	9061010
FDS/FDT 24V 150W	5000	3400	50	S90	400	900	5	10	9060924
EYB 82V 360W	11000	3300	75	S90	400	900	5	50	0061495

CAPSULE LAMPS Mains Voltage



JCD 100V 650W

FSY 240V

JCP 100V 650W

EPS 240V 500W

FEATURES

- Compact quartz halogen lamp
- Maximum light output, but relatively low life
- Pre-focused based lamps have a better defined filament position

APPLICATIONS

- Overhead projectors
- Slide projectors
- Photo printers

Item description	ANSI	LIF	Base	Voltage	Watt	Dimensions			Type	Filament Dimensions	
						A	B	C		W mm	H mm
				V	W	mm	mm	mm			
ESY 100V 150W	ESY	-	G6.35	100	150	13.5	50	32	CC-6	8.1	2.8
JCD 100V 650W	-	-	G6.35	100	650	22.0	63	36.5	CC-6	14.0	5.3
FSY 240V 400W	FSY	-	GY9.5	240	400	20.0	77	36.5	C-13D	10.7	12.2
GKV 240V 600W	GKV	-	G9.5	240	600	18.0	101	60.5	C-13D	13.5	7.5
DYS/DYV 120V 600W	DYS/DYV	A1/264	GY9.5	120	600	22.0	63	36.5	CC-6	15.0	5.2
DYR 230V 650W	DYR	A1/233	GZ9.5	230	650	24.0	64	37	2 CC-8	12.9	11
DYR 240V 650W	DYR	A1/233	GZ9.5	240	650	24.0	64	37	2 CC-8	12.9	11
BVA 120V 900W	BVA	-	GY9.5	120	900	23.0	95	44.5	C-13D	10.5	12.2
JCP 100V 650W	-	-	GY9.5	100	650	18.0	76	36.5	C-13D	8.6	8.7
EPS 240V 500W	EPS	A1/268	G17t-7	240	500	19.5	89	41	C-13D	9.0	8.6
A1/244 230V 500W	-	A1/244	GY9.5	230	500	23.0	75	36.5	C-13	9.5	10.7
A1/244 240V 500W	-	A1/244	GY9.5	240	500	23.0	75	36.5	C-13	9.5	10.7
BRN 120V 1200W	BRN	-	G17t-7	120	1200	23.0	95	39.7	C-13D	10.5	12.5

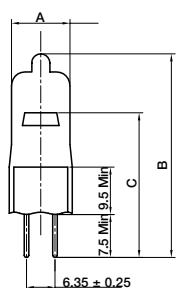


Fig. 1

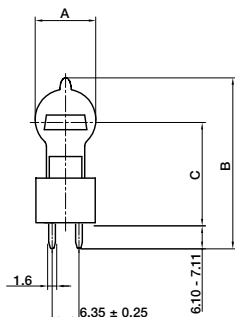


Fig. 2

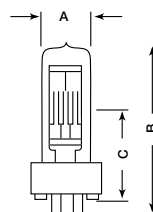


Fig. 3

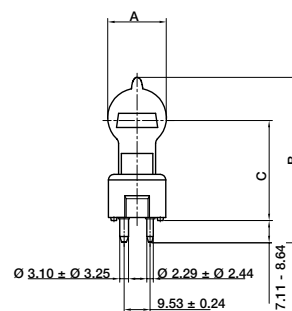


Fig. 4

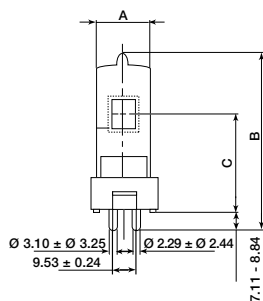


Fig. 5

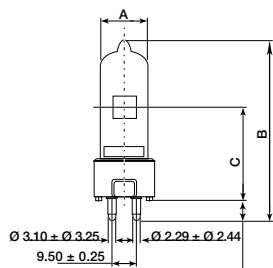


Fig. 6

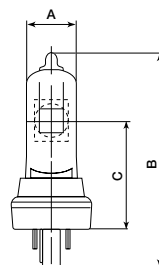



Fig. 7

Item description	Approx. Lumens lm	Colour Temp. K	Rated Av. Life h	Burning Position	Max. pinch temp. C°	Max. bulb temp. C°	Figure Nr.	Packing Quantity	Ordering Code
ESY 100V 150W	3300	3050	200	S10	400	900	1	10	9060962
JCD 100V 650W	17500	3200	150	ANY	400	900	2	10	9061060
FSY 240V 400W	(1)	3200	75	S90	400	900	3	24	9060889
GKV 240V 600W	14000	3200	250	ANY	370	900	3	25	0061734
DYS/DYV 120V 600W	17000	3200	75	S90	400	900	4	50	9060779
DYR 230V 650W	16500	3200	50	ANY	370	900	4	50	0061715
DYR 240V 650W	16500	3200	50	ANY	370	900	4	50	9060716
BVA 120V 900W	(1)	3300	75	S90	400	900	5	10	9061306
JCP 100V 650W	18750	3300	75	ANY	400	900	6	10	9061018
EPS 240V 500W	(1)	3250	50	S90	400	900	7	10	9060927
A1/244 230V 500W	13000	3200	75	ANY	370	900	6	50	9061731
A1/244 240V 500W	13000	3200	75	ANY	370	900	6	50	9061168
BRN 120V 1200W	-	3350	20	S90	400	900	7	10	9060572


(1) With internal reflector

STUDIO/FILM Double Ended

Mains voltage double ended halogen lamps mainly used in studio and film.



DXX 240V 800W



FEX 240V 2000W

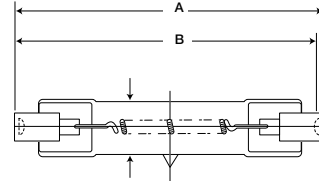


Fig. 1

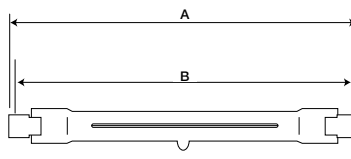


Fig. 2

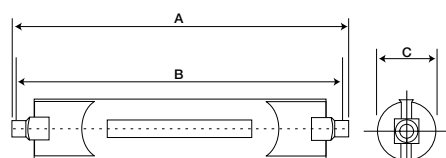


Fig. 3

FEATURES

- High constant light output
- High colour temperature

APPLICATIONS

- Electronic News Gathering (ENG)
- Studio lighting
- Film lighting
- Overhead projectors (FAD type)




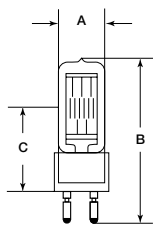
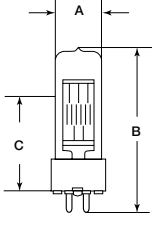
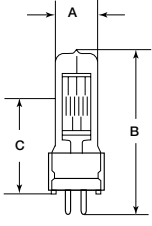
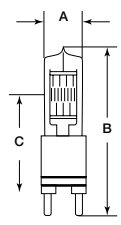
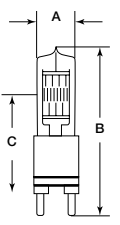
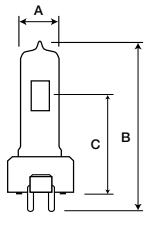
Item description	ANSI	LIF	Voltage	Watt	Base	Dimensions			Rated Av. Life h
						A max mm	B mm	C mm	
FAD 118V 650W	FAD	P2/6	118	650	R7s	80.3	74.9	14	100
DXX 230V 800W	DXX	P2/13	230	800	R7s	80.3	74.9	14	75
DXX 240V 800W	DXX	P2/13	240	800	R7s	80.3	74.9	14	75
FDG 230V 1000W	FDG	P1/12	230	1000	R7s	127.1	121.7	12	15
JPD 230V 1000W	-	P2/35	230	1000	R7s	93.8	91.3	18	120
JPD 240V 1000W	-	P2/35	240	1000	R7s	93.8	91.3	18	120
EME 230V 800W	EME	P2/11	230	800	R7s	119.6	114.2	12	150
FEX 230V 2000W	FEX	P2/27	230	2000	RX7s	141.5	138.1	27	300
FEX 240V 2000W	FEX	P2/27	240	2000	RX7s	141.5	138.1	27	300

Item description	Filament Type	Lumen Output Lm	Colour Temp. K	Burning Position	Max. Permissible pinch temp. C°	Figure Nr.	Packing Quantity	Ordering Code
FAD 118V 650W	CC-8	16500	3200	P4	400	1	50	0061371
DXX 230V 800W	CC-8	20000	3200	P15	400	1	50	0061320
DXX 240V 800W	CC-8	20000	3200	P15	400	1	50	0061321
FDG 230V 1000W	CC-8	31000	3400	ANY	450	2	10	0061379
JPD 230V 1000W	CC-8	26000	3200	P15	400	1	50	0061326
JPD 240V 1000W	CC-8	26000	3200	P15	400	1	50	0061327
EME 230V 800W	CC-8	20000	3200	PIS	400	2	10	9060822
FEX 230V 2000W	CC-8	50000	3200	ANY	400	3	10	0060883
FEX 240V 2000W	CC-8	50000	3200	ANY	400	3	10	0060884

CC= Coiled Coil • SC= Single Coil

STUDIO/FILM Single Ended

Mains voltage single ended halogen lamps for studio and film lighting applications. Many types feature bi-plane filaments, offering higher performance and replacing the older mono-plane types in parentheses.

 CP40-FKJ 240V 1000W  CP70-FVB 240V 1000W  CP82-FRJ 240V 500W	 Fig. 1  Fig. 2  Fig. 3  Fig. 4  Fig. 5  Fig. 6
FEATURES <ul style="list-style-type: none"> • High light output from a compact filament source • Compact square filament design • Colour temperature: 3200K • Vibration proof 	APPLICATIONS <ul style="list-style-type: none"> • Studio lighting • Disco lighting • Film lighting

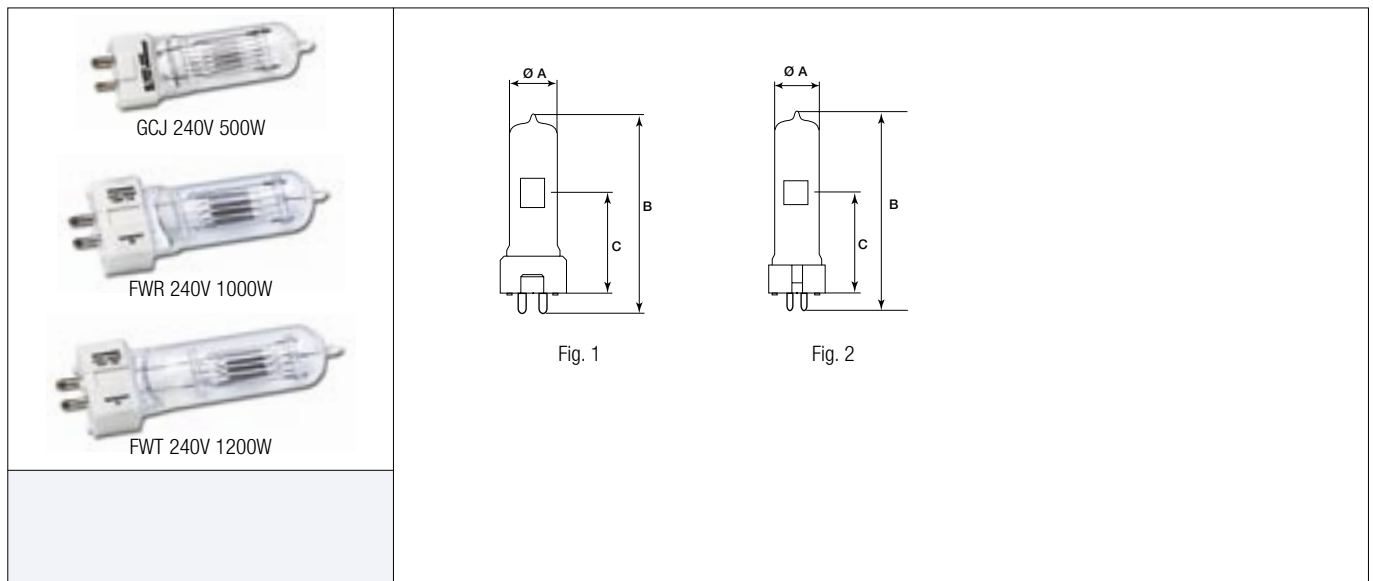
Item description	ANSI	LIF	Voltage	Watt	Base	Dimensions			Rated Av. Life h
			V	W		Diameter A (mm)	MOL B (mm)	LCL C (mm)	
CP/71 FKJ 240V 1000W	(FKJ)	CP/71(CP/40)	240	1000	G22	35	140	63.5	200
CP/73 FKP 240V 2000W	(FKP/FKK)	CP/73 (CP/41)	240	2000	G38	35	210	127.0	400
CP/72 FTL 240V 2000W	(FTL)	CP/72 (CP/43)	240	2000	GY16	35	145	70.0	400
CP/70 FVB 240V 1000W	(FVB)	CP/70 (CP/24)	240	1000	GX9.5	26	110	55.0	200
CP/77 FEP 240V 1000W	FEP	CP77	240	1000	G9.5	20	101	60.5	250
CP/81 FSK 240V 300W	FSK	CP81	240	300	GY9.5	18	90	46.3	150
CP/82 FRJ 240V 500W	FRJ	CP82	240	500	GY9.5	18	90	46.3	150
CP/89 FRM 240V 650W	FRM	CP89	240	650	GY9.5	23	90	46.3	150

Item description	Filament Type	Filament dimensions		Lumen Output Lm	Colour Temp. K	Burning Position	Max. Perm. pinch temp. C°	Figure Nr.	Packing Quantity	Ordering Code
		W mm	H mm							
CP/71 FKJ 240V 1000W	BP	13	15	26000	3200	S90	400	1	20	9061116
CP/73 FKP 240V 2000W	BP	20	19	52000	3200	S90	400	4	1	9061118
CP/72 FTL 240V 2000W	BP	20	19	52000	3200	S90	400	3	20	9061119
CP/70 FVB 240V 1000W	BP	13	15	26000	3200	S90	400	2	20	9061121
CP/77 FEP 240V 1000W	CC	6	23	26000	-	ANY	400	5	10	9061385
CP/81 FSK 240V 300W	M	8	13	7050	3200	ANY	400	6	10	9061122
CP/82 FRJ 240V 500W	M	8	18	13500	3200	ANY	400	6	10	9061124
CP/89 FRM 240V 650W	BP	10	10	16250	3200	S90	400	6	25	9061126

BP=Biplane • CC=Coiled Coil • M=M-shaped

STAGE/THEATRE Single Ended

Mains voltage single ended halogen lamps for stage and theatre. These lamps have bi-plane filaments, offering higher performance and replacing the older mono-plane types in parentheses.




FEATURES

- Compact filament configuration resulting in more light emitted from the focal point
- Longer life than studio and film lamps

APPLICATIONS

- Stage and theatre
- Effect lighting

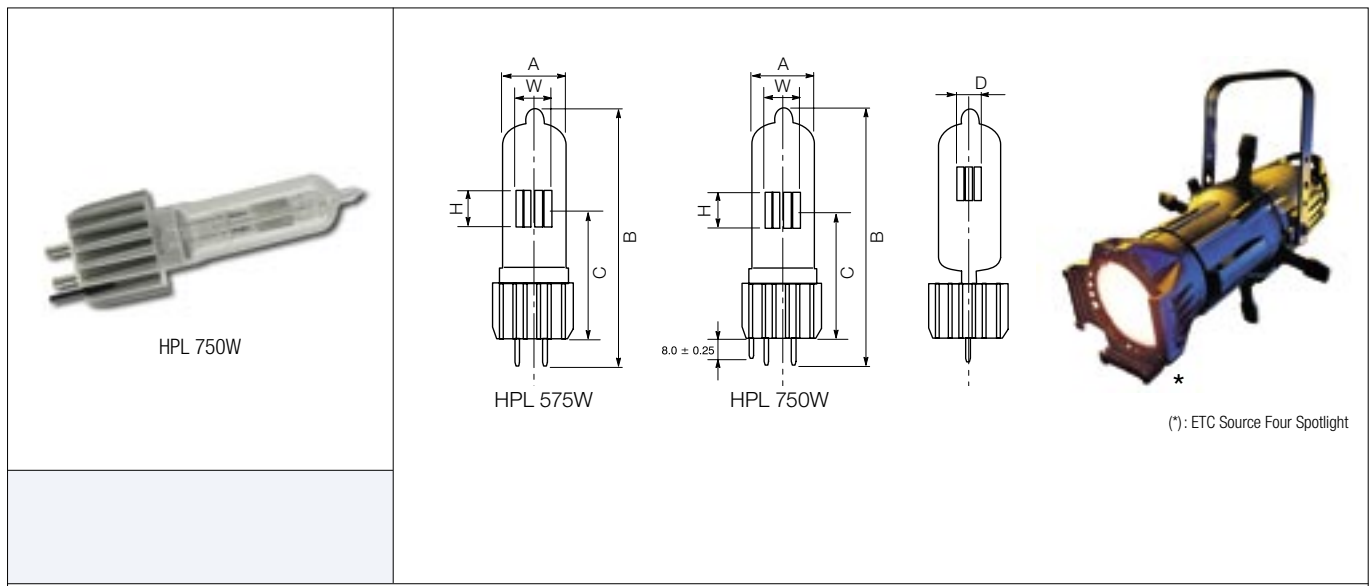


Item description	ANSI	LIF	Voltage	Watt	Base	Dimensions		
			V	W		A mm	B mm	C mm
T/25 GCJ 240V 500W	G CJ (GCW)	T/25 (T18)	240	500	GY9.5	23	90	46.5
T/27 GCK 230V 650W	GCK (GCT)	T/27 (T/26)	230	650	GY9.5	26	90	46.5
T/27 GCL 240V 650W	GCL (GCS)	T/27 (T/26)	240	650	GY9.5	23	90	46.5
T/19 FWP 230V 1000W	FWP	T/19 (T/11)	230	1000	GX9.5	35	110	55
T/19 FWR 240V 1000W	FWR	T/19 (T/11)	240	1000	GX9.5	26	110	55
T/29 FWT 240V 1200W	FWT	T/29	240	1200	GX9.5	27	125	67
M/40 230V 500W	-	M/40	230	500	GY9.5	23	90	46.5

Item description	Filament Type	Filament dimensions		Lumen Output Lm	Rated Av. Life h	Burning Position	Max. Perm. pinch temp. C°	Figure Nr.	Packing Quantity	Ordering Code
		W mm	H mm							
T/25 GCJ 240V 500W	BP	10	10	11000	300	S90	400	1	25	9061542
T/27 GCK 230V 650W	BP	11	11	14500	400	S90	400	1	25	0061736
T/27 GCL 240V 650W	BP	10	10	14500	400	S90	400	1	25	9061545
T/19 FWP 230V 1000W	BP	13	15	20500	750	S90	350	2	20	0061737
T/19 FWR 240V 1000W	BP	15	13	20500	750	S90	350	2	20	9061548
T/29 FWT 240V 1200W	BP	15	13	28600	400	S90	350	2	20	9061551
M/40 230V 500W	BP	11	12.4	8500	2000	ANY	370	1	50	0061733

STAGE/THEATRE Single Ended HPL FOR ETC "SOURCE FOUR" FIXTURES

The HPL lamps are designed especially for the «Source Four» spotlight family of ETC. The reflector of the spotlight makes optimum use of the filament construction, so that the generated light output (from 750W lamps) is now the same as for an existing 1000W fixture.



(*): ETC Source Four Spotlight

FEATURES

- Ultra compact filament design for high lumen output and accurate aiming
- Optimum system performance
- High beam intensity
- Reinforced pinch seal for extra mechanical resistance
- Special heat sink base reducing seal temperature and maximizing life. Suited for use in high temperature applications
- Optimal lamp alignment also ensured by the heat sink base
- Long life versions (LL) ideal for architectural lighting

APPLICATIONS

- Theatre lighting
- TV and studio
- Entertainment and Architectural applications
- Professional Photography

DIRECTIONS FOR USE

- To be used in the ETC Source Four range of spotlights only
- **Licensed under U.S. patent # 5268613, Japanese patent #2501772**

Item description	Voltage	Watt	Base	Coil	Lumen	Life	Burning Position	Colour Temp.
	V	W						
HPL 575W 230V	230	575	G9.5	6-C8	14900	400	Any	3200K
HPL 575W 240V	240	575	G9.5	6-C8	14900	400	Any	3200K
HPL 750W 230V	230	750	G9.5	6-C8	19750	300	Any	3200K
HPL 750W 240V	240	750	G9.5	6-C8	19750	300	Any	3200K
HPL 575W 230V LL	230	575	G9.5	6-C8	11780	1500	Any	3050K
HPL 575W 240V LL	240	575	G9.5	6-C8	11780	1500	Any	3050K
HPL 750W 230V LL	230	750	G9.5	6-C8	15600	1500	Any	3050K
HPL 750W 240V LL	240	750	G9.5	6-C8	15600	1500	Any	3050K

Item description	Dimensions			Filament dimensions			Packing Quantity	Ordering Code
	A	B	C	W	D	H		
	mm	mm	mm	mm	mm	mm		
HPL 575W 230V	19,0	104,0	60,3	8,7	7,5	10	10	0061800
HPL 575W 240V	19,0	104,0	60,3	8,7	7,5	9,4	10	0061801
HPL 750W 230V	19,0	104,0	60,3	8,7	7,5	11,5	10	0061802
HPL 750W 240V	19,0	104,0	60,3	8,7	7,5	11,5	10	0061803
HPL 575W 230V LL	19,0	104,0	60,3	8,7	7,5	12	10	0061804
HPL 575W 240V LL	19,0	104,0	60,3	8,7	7,5	12	10	0061805
HPL 750W 230V LL	19,0	104,0	60,3	8,7	7,5	13	10	0061806
HPL 750W 240V LL	19,0	104,0	60,3	8,7	7,5	13	10	0061807

STUDIO U-SHAPED

Mains voltage U-shaped halogen lamps mainly used in TV and photo studios.

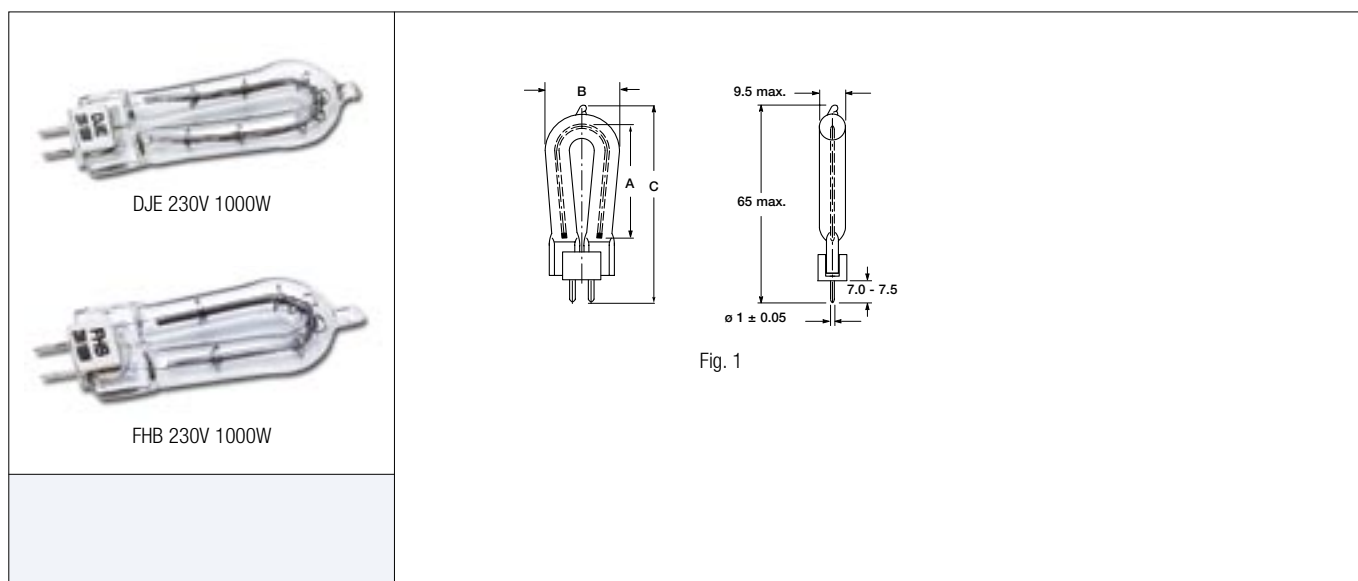


Fig. 1

FEATURES

- U-shaped quartz halogen lamp
- Single coil construction
- Multiple filament supports
- High resistance against vibration

APPLICATIONS


- Studio
- Film
- Photography

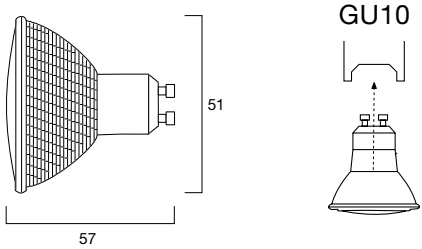
Item description	L-code	ANSI	LIF	Voltage		Base	Dimensions			
				V	W		A mm	B mm	C mm	D mm
EWZ 110V 850W	L1222	EWZ	-	110V	850W	GX6.35	30.0	24	65	9.5
DJE 230V 1000W	L1192	DJE	P2/17	230V	1000W	GX6.35	38.5	24	75	9.5
FHB 230V 1000W	L1168	FHB	P1/15	230V	1000W	GX6.35	30.0	24	65	9.5
FHG 230V 1250W	L1171	FHG	P1/19	230V	1250W	GX6.35	38.5	24	75	9.5
230V 1250W	L1173	-	P2/26	230V	1250W	GX6.35	38.5	24	75	9.5
EYN 240V 650W	L1221	EYN	P2/17	240V	650W	GX6.35	30.0	24	65	9.5
EYM 240V 1000W	L1220	EYM	P1/15	240V	1000W	GX6.35	38.5	24	75	9.5

Item description	L-code	Lumen Output Lm	Rated Av. Life h	Colour Temperature K	Burning Position	Max. Perm. pinch temp. C°	Figure Nr.	Packing Quantity	Ordering Code
DJE 230V 1000W	L1192	2600	75	3200	BD +- 90°	400	1	50	0061473
FHB 230V 1000W	L1168	33000	15	3400	BD +- 90°	400	1	50	0061391
FHG 230V 1250W	L1171	40000	15	3400	BD +- 90°	400	1	50	0061395
230V 1250W	L1173	35500	75	3200	BD +- 90°	400	1	50	0061510
EYN 240V 650W	L1221	17300	50	3300	BD +- 90°	400	1	50	0061523
EYM 240V 1000W	L1220	28300	75	3300	BD +- 90°	400	1	50	0061520

HI-SPOT ES50 GU10 COLOURED

Mains voltage halogen reflector lamps with coloured lens and GU10 base. The Sylvania lamps employ a unique lens made of natural coloured glass, instead of the more standard dichroic coatings. This brings the advantages of a purer light colour in the beam. These new front lenses completely eliminate the unsightly halo of rainbow coloured fringes that are seen around the perimeter of the beam with lamps using dichroic coloured lenses.





		35W	50W
443mmØ	1m	500lx	800lx
887mmØ	2m	125lx	200lx
1330mmØ	3m	56lx	89lx
1774mmØ	4m	31lx	50lx

UV STOP

FEATURES

- Transparent lens in real natural coloured glass
- Pure, saturated beam colours without the usual rainbow-effect halo
- Four colours available: red, yellow, green and blue
- Unique, patented, computer designed spiral faceted aluminised reflector
- Available in medium flood version: 25°

APPLICATIONS


- To bring a touch of colour in a wide range of applications
- Architectural features
- Discos and clubs
- Decorative lighting

DIRECTIONS FOR USE

- For use in mains voltage fixtures with GU10 base
- Universal burning
- Suitable for exterior use in conjunction with waterproof fixtures
- Can be dimmed using standard dimming switches



Item description	Watt W	Voltage V	Beam Angle	Luminous intensity cd	Colour	Cap	Average Rated Life hrs	Packing Quantity	Ordering Code
Hi-Spot ES50 50W BLUE 240V	50	240	25°	30	Blue	GU10	2500	10	0021270
Hi-Spot ES50 50W GREEN 240V	50	240	25°	130	Green	GU10	2500	10	0021271
Hi-Spot ES50 50W RED 240V	50	240	25°	225	Red	GU10	2500	10	0021272
Hi-Spot ES50 50W YELLOW 240V	50	240	25°	550	Yellow	GU10	2500	10	0021273



Conventional Projection BA15s (Blue Top) 34

Conventional Projection G17q-7/P30s 35

Exciter 36

PAR 38 Coloured 37

PAR 36 Low Voltage 38

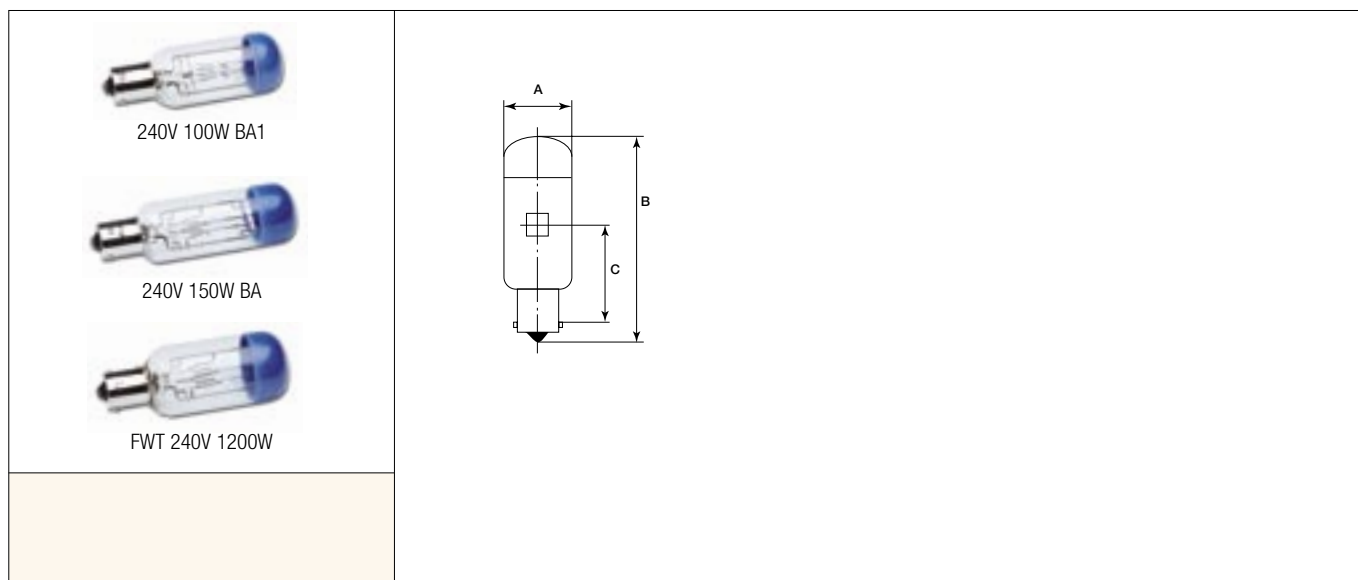
PAR 56 Low Voltage 39

PAR 56 Mains Voltage 40

PAR 56 Swimming Pool 41

PAR 64 Mains Voltage 42

CONVENTIONAL PROJECTION BA15S (Blue Top)



FEATURES	APPLICATIONS
<ul style="list-style-type: none"> Closely-specified colour temperatures Tight beam control Pre-focused bases allow lamp replacement without adjustment High resistance against vibration 	<ul style="list-style-type: none"> Theatre lighting Film projectors Slide projectors

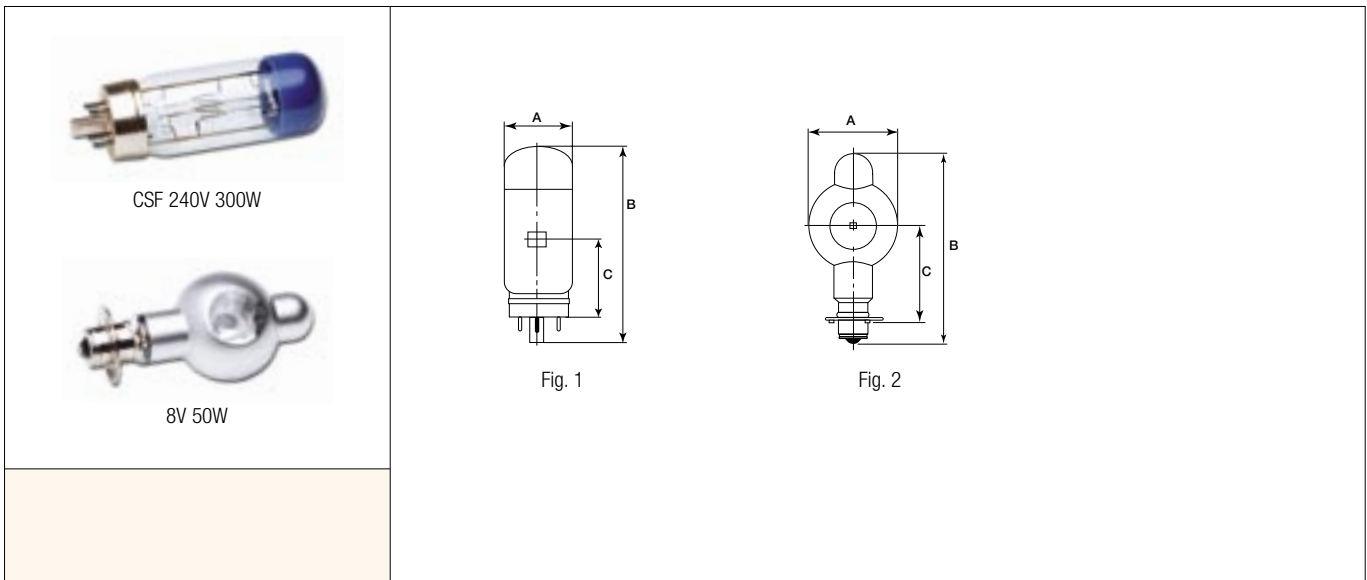


Item description	ANSI	LIF	Voltag	Watt	Dimensions			Filament Type
			V	W	A mm	B mm	C mm	
BXT 12V 100W	BXT	A1/186	12V	100W	25	78	35	CF-6
CJW/CJT 230V 100W	CJW/CJT	A1/021	230V	100W	25	78	35	CC-13
CJW/CJT 240V 100W	CJW/CJT	A1/021	240V	100W	25	78	35	CC-13
CKK 230V 150W	CKK	A1/167	230V	150W	25	90	35	CC-13
CKK 240V 150W	CKK	A1/167	240V	150W	25	90	35	CC-13
CNP 230V 300W	CNP	A1/037	230V	300W	27	105	35	CC-13
BEL 240V 300W	BEL	A1/183	240V	300W	29.5	81	35	CC-13

Item description	Base	Approx.	Colour	Rated	Burning Position	Packing Quantity	Ordering Code
		Lumen lm	Temperature K	Av. Life h			
BXT 12V 100W	Ba15s	2800	3250	25	BD	25	9061663
CJW/CJT 230V 100W	Ba15s	1500	2870	50	BD	25	9061619
CJW/CJT 240V 100W	Ba15s	1500	2870	50	BD	25	9060629
CKK 230V 150W	Ba15s	2700	2920	50	BD	25	9061646
CKK 240V 150W	Ba15s	2700	2920	50	BD	25	9061051
CNP 230V 300W	Ba15s	6600	3050	25	BD	25	9060623
BEL 240V 300W	Ba15s	6600	3050	25	BD	25	9060560

BD=Base Down

CONVENTIONAL PROJECTION G17Q-7/P30S



FEATURES

- Closely-specified colour temperatures
- Tight beam control
- Pre-focused bases allow lamp replacement without adjustment
- High resistance against vibration

APPLICATIONS

- Theatre lighting
- Film projectors
- Slide projectors

Item description	ANSI	LIF	Voltage	Watt	Dimensions			Filament Type
			V	W	A mm	B mm	C mm	
CYN 24V 150W	CYN	A1/212	24	150	32	103	39.7	CF-6
CTD 230V 150W	CTD	A1/182	230	150	28.5	79	33.4	CC-13
CTD 240V 150W	CTD	A1/182	240	150	28.5	79	33.4	CC-13
CSF 230V 300W	CSF	A1/178	230	300	32	103	39.7	CC-13
CSF 240V 300W	CSF	A1/178	240	300	32	103	39.7	CC-13
CXR/CXL 8V 50W	CXR/CXL	A1/017	8	50	43	96	47.0	C-6

Item description	Base	Approx.	Colour	Rated	Burning	Figure	Packing Quantity	Ordering Code
		Lumen lm	Temperature K	Av. Life h	Position	Nr.		
CYN 24V 150W	GY17q-7	4350	3300	25	BD	1	25	9061676
CTD 230V 150W	G17q-7	3000	3000	25	BD	1	25	9061656
CTD 240V 150W	G17q-7	3000	3000	25	BD	1	25	9060633
CSF 230V 300W	G17q-7	6600	3050	25	BD	1	25	9061652
CSF 240V 300W	G17q-7	6600	3050	25	BD	1	25	9061052
CXR/CXL 8V 50W	P30s	36	3200	25	BD	2	25	9061617

BD=Base Down

EXCITER



BRS 4V 075A

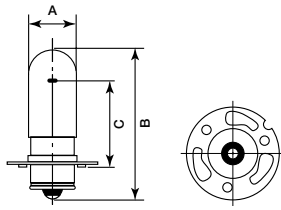


Fig. 1

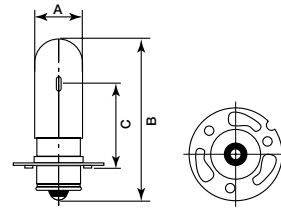


Fig. 2

FEATURES

- Closely-specified colour temperatures
- Tight beam control
- Pre-focused bases allow lamp replacement without adjustment
- High resistance against vibration

APPLICATIONS

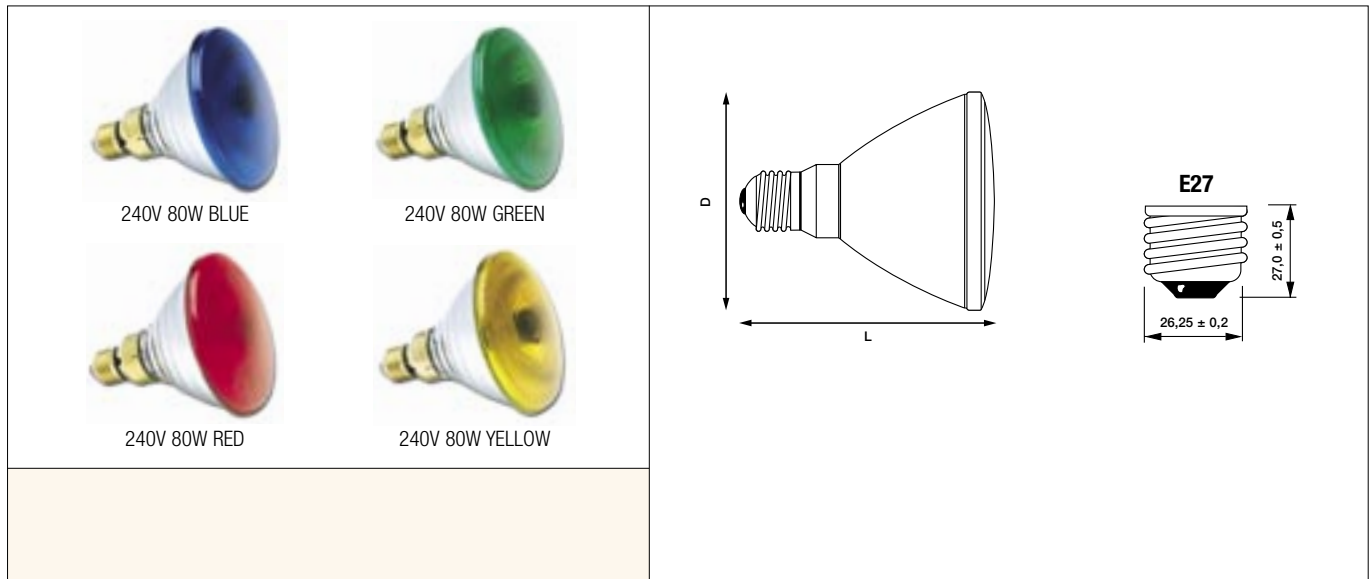
- Film projectors

Item description	ANSI	LIF	Voltage V	Base	Dimensions			Filament Type
					A mm	B mm	C mm	
BRS 4V 0,75A	BRS	G29	4	P30s	16	50	28.5	C-6
BRK 4V 0,75A	BRK	G27	4	P30s	16	60	28.5	C-8
BSK 6V 1A	BSK	G40	6	P30s	16	50	28.5	C-6
BSS 6V 1A	BSS/BSB	G5	6	P30s	16	55	28.5	C-8

Item description	Approx. Lumen lm	Rated Av. Life h	Burning Position	Figure Nr.	Packing Quantity	Ordering Code
BRS 4V 0,75A	30	50	any	1	12	9060575
BRK 4V 0,75A	30	50	any	2	12	9060571
BSK 6V 1A	70	100	any	1	12	9060579
BSS 6V 1A	70	100	any	2	24	9060551

PAR38 Coloured

Incandescent PAR lamps with integral parabolic reflector and coloured front lens.



FEATURES

- Parabolic-shaped reflector made from hard glass
- Coloured front lens
- Choice of four colours: Blue, Green Red, and Yellow
- E27 cap

APPLICATIONS

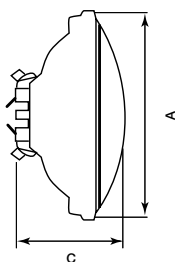
- Mainly used in commercial accent lighting
- To create special effects in bars, clubs and discos and in shop window displays



Item description	Watt	Volt	Cap	Dimensions		Packing Quantity	Ordering Code
				L mm	D mm		
80W/FL30°PAR38 blue	80	240	E27	136	124	15	0019650
80W/FL30°PAR38 green	80	240	E27	136	124	15	0019651
80W/FL30°PAR38 red	80	240	E27	136	124	15	0019652
80W/FL30°PAR38 yellow	80	240	E27	136	124	15	0019653



PAR36 6V 30W

**FEATURES**

- Pressed glass reflector lamps
- Beam patterns: from very narrow spot through wide angle floods
- Consistency from lamp to lamp
- Economical light source for effects
- Halogen version delivers maintained beam intensity throughout life

APPLICATIONS

- Entertainment and Architectural applications
- Displays
- Museums
- Exhibitions
- Gardens
- Discos

DIRECTIONS FOR USE

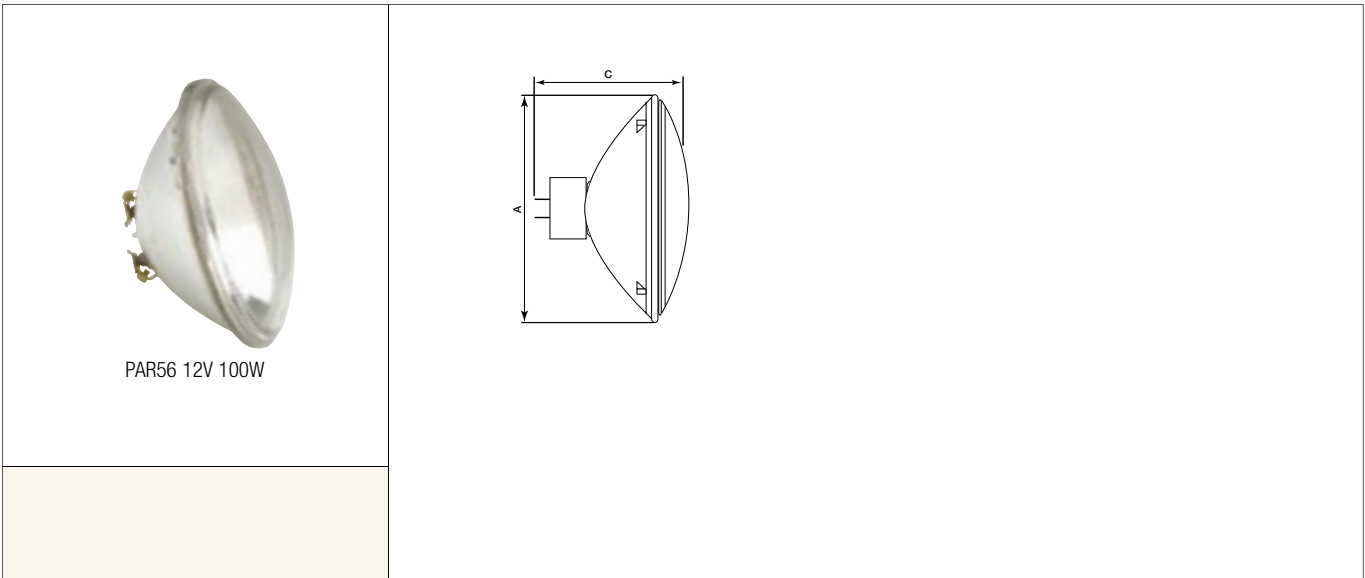
- Easy handling
- Can be used with very economical fixtures (PAR cans)



Item description	ANSI	LIF	Voltage	Watt	Beam type	Approx. Beam Spread 10% Peak CD	Base
			V	W			
PAR 36 6,4V 30W (4515)	-	-	6.4	30	Spot	5x5	Screw Terminal
PAR 36 12,8V 30W (H 4405)	-	-	12.8	30	Spot	6x5	Screw Terminal
PAR 36 12V 50W NSP	-	-	12	50	Narrow Spot	11x10	Screw Terminal
PAR 36 12V 50W NFL	-	-	12	50	Wide Flood	30x25	Screw Terminal

Item description	Dimensions		Peak Intensity cd	Colour temp. K	Rated Av. Life h	Burning Position	Packing Quantity	Ordering Code
	A Diameter mm	C MOL mm						
PAR 36 6,4V 30W (4515)	114	70	55000	3200	100	Any	12	9061531
PAR 36 12,8V 30W (H 4405)	114	70	50000	3200	100	Any	12	9020167
PAR 36 12V 50W NSP	114	70	11000	3000	2000	Any	12	0060501
PAR 36 12V 50W NFL	114	70	1300	3000	2000	Any	12	0060502

PAR 56 Low Voltage



PAR56 12V 100W

FEATURES

- Pressed glass reflector lamps
- Beam patterns: from very narrow spot through wide angle floods
- Consistency from lamp to lamp
- Instant replaceability without the need to re-focus and re-aim fixtures

APPLICATIONS

- Theatre lighting
- TV and studio
- Entertainment and Architectural applications
- Displays
- Museums
- Churches
- Towers
- Exhibitions
- Gardens
- Discos

DIRECTIONS FOR USE

- Easy handling
- Can be used with very economical fixtures (PAR cans)



Item description	ANSI	LIF	Voltage V	Watt W	Beam type	Approx. Beam Spread 10% Peak CD	Base
------------------	------	-----	--------------	-----------	-----------	------------------------------------	------

PAR 56 12V 100W (4545)	-	-	12	100	Spot	9x5	Screw Terminal
------------------------	---	---	----	-----	------	-----	----------------

Item description	Dimensions		Peak Intensity	Colour temp.	Rated Av. Life	Burning Position	Packing Quantity	Ordering Code
	A Diameter mm	C MOL mm	cd	K	h			

PAR 56 12V 100W (4545)	178	114	225000	3200	100	Any	12	0060509
------------------------	-----	-----	--------	------	-----	-----	----	---------



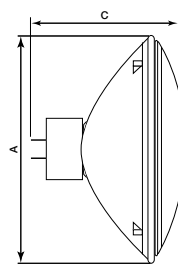
PAR56 300W NSP



PAR56 300W MFL



PAR56 300W WFL

**FEATURES**

- Pressed glass reflector lamps
- Beam patterns: from very narrow spot through wide angle floods
- Consistency from lamp to lamp
- Instant replaceability without the need to re-focus and re-aim fixtures

APPLICATIONS

- Theatre lighting
- TV and studio
- Entertainment and Architectural applications
- Displays
- Museums
- Churches
- Towers
- Exhibitions
- Gardens
- Discos

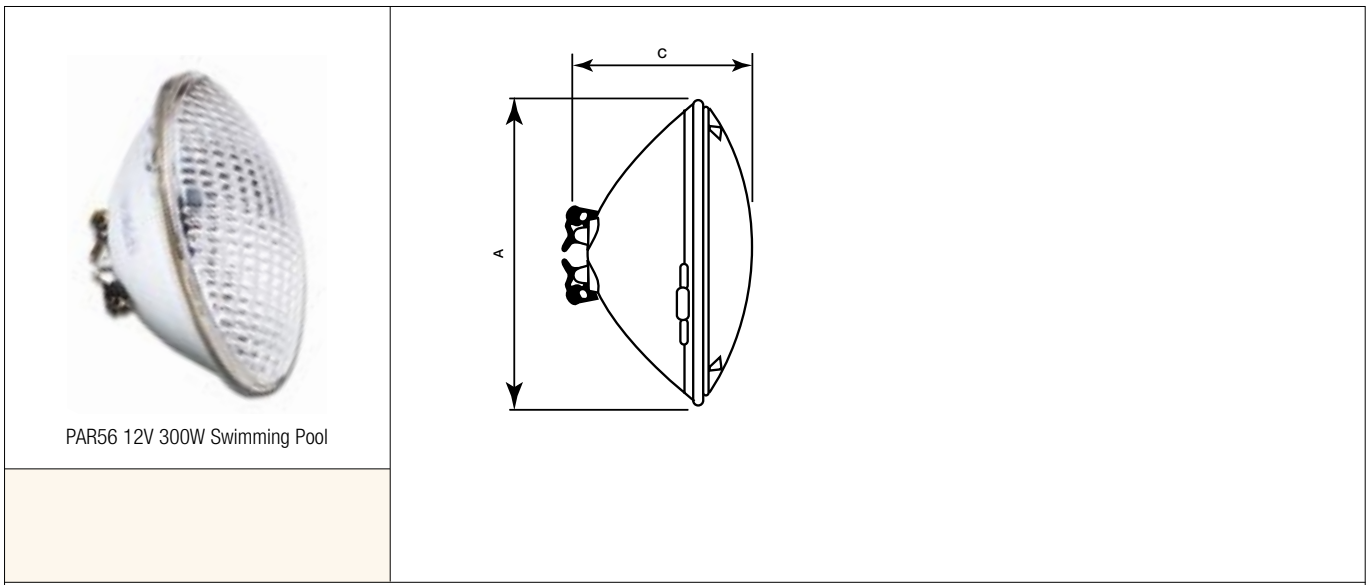
DIRECTIONS FOR USE

- Easy handling
- Can be used with very economical fixtures (PAR cans)

Item description	ANSI	LIF	Voltage	Watt	Beam type	Approx. Beam Spread		Base
						10% Peak CD	50% Peak CD	
			V	W				
PAR 56 300W NSP 230V	-	-	230	300	Narrow Spot	20° x 14°	10° x 8°	Gx16d
PAR 56 300W MFL 230V	-	-	230	300	Medium Flood	34° x 19°	23° x 11°	Gx16d
PAR 56 300W WFL 230V	-	-	230	300	Wide Flood	57° x 27°	37° x 18°	Gx16d
PAR 56 300W NSP 240V	-	-	240	300	Narrow Spot	20° x 14°	10° x 8°	Gx16d
PAR 56 300W MFL 240V	-	-	240	300	Medium Flood	34° x 19°	23° x 11°	Gx16d
PAR 56 300W WFL 240V	-	-	240	300	Wide Flood	57° x 27°	37° x 18°	Gx16d

Item description	Dimensions		Peak Intensity	Colour temp.	Rated Av. Life	Burning Position	Packing Quantity	Ordering Code
	A	C						
	Diameter mm	MOL mm	cd	K	h			
PAR 56 300W NSP 230V	178,6	127	70000	2750	2000	Any	12	0060510
PAR 56 300W MFL 230V	178,6	127	30000	2750	2000	Any	12	0060511
PAR 56 300W WFL 230V	178,6	127	10000	2750	2000	Any	12	0060512
PAR 56 300W NSP 240V	178,6	127	70000	2750	2000	Any	12	0060513
PAR 56 300W MFL 240V	178,6	127	30000	2750	2000	Any	12	0060514
PAR 56 300W WFL 240V	178,6	127	10000	2750	2000	Any	12	0060515

PAR 56 Swimming Pool



PAR56 12V 300W Swimming Pool

FEATURES

- Low voltage (12V) for safety reasons
- Heat resistant glass
- Sturdily constructed lamp absorbs mechanical shocks
- Wide beam

APPLICATIONS

- Swimming Pools
- Fountains

DIRECTIONS FOR USE

- High running current (25A)



Item description	ANSI	LIF	Voltage V	Watt W	Approx. Beam Spread Hor. x Vert. Degrees	Base
PAR 56 12V 300W Swimming Pool	-	-	12	300	50 x 25	Screw

Item description	Dimensions		Peak Intensity cd	Colour temp. K	Rated Av. Life h	Burning Position	Packing Quantity	Ordering Code
	A Diameter mm	C MOL mm						
PAR 56 12V 300W Swimming Pool	178	114	12000	2850	1000	S45	12	9061532

PAR 64 Mains Voltage



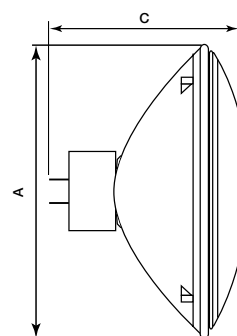
PAR 64 CP60 1000W NSP



PAR 64 CP61 1000W SP



PAR 64 CP62 1000W MFL



FEATURES

- Pressed glass reflector lamps
- Extremely powerful beam
- Halogen inner capsule, for 100% lumen maintenance through life
- Beam patterns: from very narrow spot through wide angle floods
- Consistency from lamp to lamp
- Instant replaceability without the need to re-focus and re-aim fixtures

APPLICATIONS

- Theatre lighting
- TV and studio
- Entertainment and Architectural applications
- Displays
- Museums
- Churches
- Towers
- Exhibitions
- Gardens
- Discos

DIRECTIONS FOR USE

- Easy handling
- Can be used with very economical fixtures (PAR cans)

Item description	ANSI	LIF	Voltage	Watt	Beam type	Approx. Beam Spread		Base
						10% Peak CD	50% Peak CD	
			V	W				
PAR 64 CP86 240V 500W VNSP	-	CP86	240	500	Very Narrow Spot	16x13	10x7	Gx16d
PAR 64 CP87 240V 500W NSP	-	CP87	240	500	Narrow Spot	19x16	11x9	Gx16d
PAR 64 CP88 240V 500W MFL	-	CP88	240	500	Medium Flood	32x19	21x10	Gx16d
PAR 64 CP60 240V 1000W NSP	EXC	CP60	240	1000	Narrow Spot	20x17	12x6	Gx16d
PAR 64 CP61 240V 1000W SP	EXD	CP61	240	1000	Spot	23x20	14x7	Gx16d
PAR 64 CP62 240V 1000W MFL	EXE	CP62	240	1000	Medium Flood	39x24	28x12	Gx16d
PAR 64 CP95 240V 1000W	EXG	CP95	240	1000	Extra Wide Flood	125x95	70x70	Gx16d

Item description	Dimensions		Peak Intensity	Colour temp.	Rated Av. Life	Burning Position	Packing Quantity	Ordering Code
	A	C						
	Diameter mm	MOL mm	cd	K	h			
PAR 64 CP86 240V 500W VNSP	240	152,4	240000	3200	300	Any	6	9061146
PAR 64 CP87 240V 500W NSP	240	152,4	140000	3200	300	Any	6	9061147
PAR 64 CP88 240V 500W MFL	240	152,4	65000	3200	300	Any	6	9061148
PAR 64 CP60 240V 1000W NSP	240	152,4	400000	3200	300	Any	6	9061109
PAR 64 CP61 240V 1000W SP	240	152,4	275000	3200	300	Any	6	9061127
PAR 64 CP62 240V 1000W MFL	240	152,4	130000	3200	300	Any	6	9061128
PAR 64 CP95 240V 1000W	240	152,4	15000	3200	300	Any	6	9061129



SYLVANIA
F18W / GREEN
RECYCLABLE
MADE IN GERMANY

SYLVANIA
F18W / BLUE
RECYCLABLE
MADE IN GERMANY



Studiolynx 46

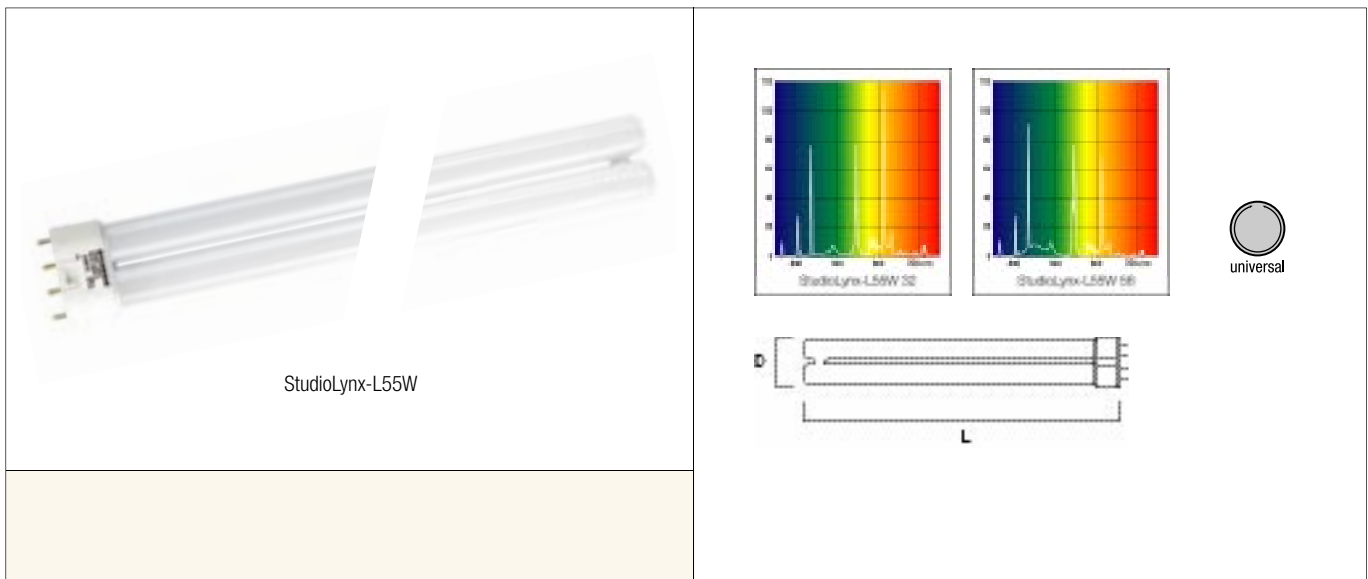
Cinelynx 47

Blacklight Blue Lamps 48

T8 Coloured 49



The StudioLynx-lamps are specially designed for television studio lighting. They provide high lumen packages and offer excellent colour stability, even when dimmed. The special phosphors allow them to seamlessly blend in with the light from other tungsten or metal halide lamps on the set.



StudioLynx-L55W

FEATURES

- Two colour temperature versions to match both tungsten halogen or metal halide light
- High lumen output
- Excellent colour rendering
- Dimmable, with good colour stability
- Long service life, average 8000hrs
- Offers a soft and diffused light
- Strongly reduced ambient temperature compared to tungsten light sources
- Relatively low power consumption, eliminating heavy duty cables

APPLICATIONS

- TV studios
- Broadcast studios
- Digital TV work on location

DIRECTIONS FOR USE

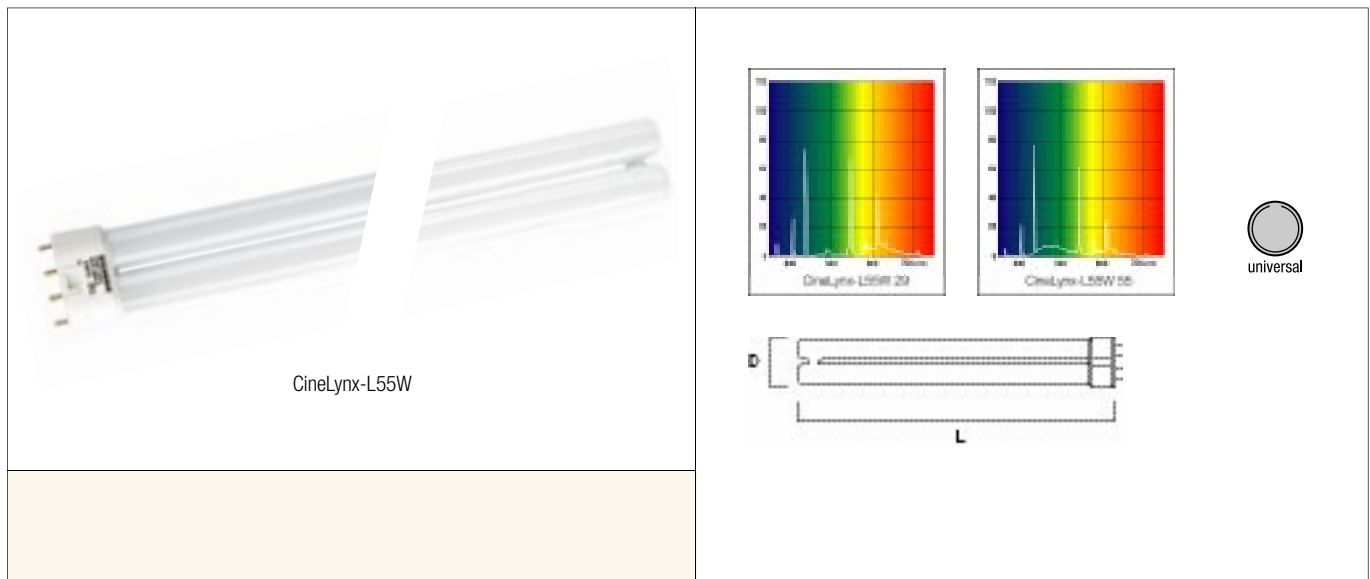
- Operate on electronic flicker free ballasts
- To be used in new, smaller light weight fixtures
- Allow lamps to stabilise for 20 min. before checking colour. There is a slight shift in colour during warm-up



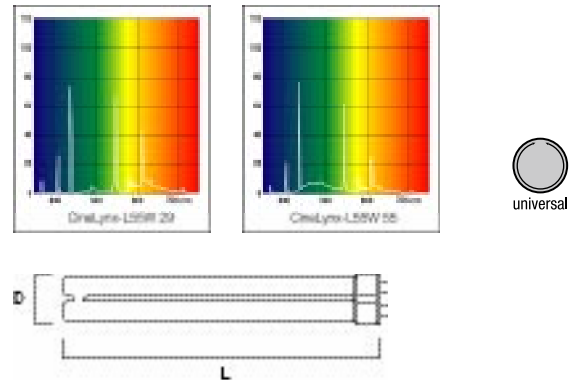
Item description	Watt	Volt	Current	Luminous Flux	Colour chromaticity		CRI	Cap	Dimensions		Rated Av.Life	Packing Quantity	Ordering Code
	W	V	A	lm	X	Y	Ra		L MOL mm	D Ø mm	hrs		
StudioLynx-L55W 32	55	101	550	4700	0,425	0,385	86	2G11	535	40	8000	10	0025670
StudioLynx-L55W 56	55	101	550	4400	0,330	0,320	86	2G11	535	40	8000	10	0025671

CINELYNX

The CineLynx-lamps are specially designed for film applications. They feature a superior phosphor blend, which has been finely tuned to match the spectral sensitivity curves of both tungsten and daylight film stock. Consequently they achieve an extremely high colour rendering index (Ra >90) and there is generally no need for colour correction. Expensive and time consuming correction with filters or gels is therefore not necessary.



CineLynx-L55W



FEATURES


- Two colour temperature versions to match both tungsten halogenor metal halide light
- Matches spectral sensitivity of film, no colour correction necessary
- Excellent colour rendering (CRI up to Ra 93)
- Dimmable, with good colour stability
- Long service life, average 8000hrs
- Offers a soft and diffused light
- Strongly reduced ambient temperature compared to tungsten light sources
- Relatively low power consumption, eliminating heavy duty cables

APPLICATIONS

- Cinematography applications
- Photography
- Applications where photographic film is used

DIRECTIONS FOR USE

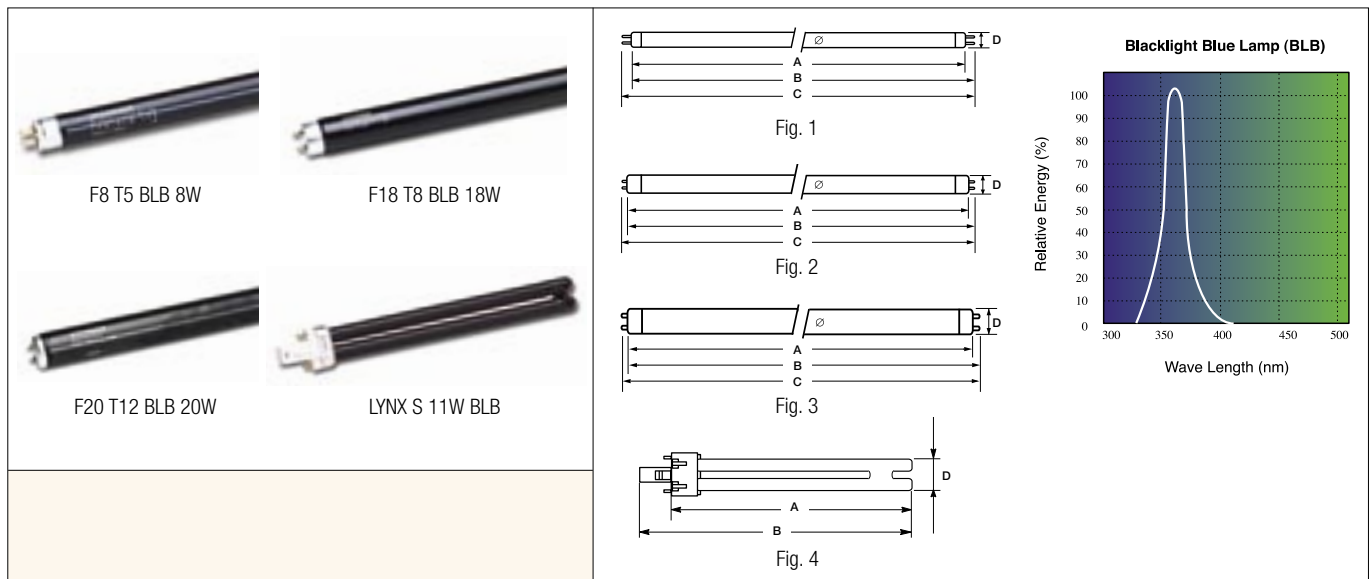
- Operate on electronic flicker free ballasts
- To be used in new, smaller light weight fixtures
- Allow lamps to stabilise for 20 min. before checking colour. There is a slight shift in colour during warm-up



Item description	Watt W	Volt V	Current A	Luminous Flux lm	Colour chromaticity		CRI Ra	Cap	Dimensions		Rated Av.Life hrs	Packing Quantity	Ordering Code
					X	Y			L MOL mm	D Ø mm			
CineLynx-L55W 29	55	101	550	3500	0,430	0,380	90	2G11	535	40	8000	10	0025673
CineLynx-L55W 55	55	101	550	3500	0,305	0,310	93	2G11	535	40	8000	10	0025672

BLACKLIGHT BLUE LAMPS

Blacklight Blue lamps differ from standard fluorescent lamps only in the type and composition of phosphor used. The bulb is made of special dark-blue filter glass that absorbs practically all of the visible light, yet freely transmits the ultraviolet radiation. Fixture requirements are simple since the lamp is a completely self-contained blacklight unit.



FEATURES

- The lamps efficiently emit near ultraviolet radiation at 315nm-400nm with strong photochemical and fluorescent effects
- The special deep blue filter glass absorbs visible rays and transmits near (UV-A) ultraviolet rays only
- Shape, electrical characteristics and lighting circuits similar to general fluorescent lamps

APPLICATIONS

- Special effects
- Counterfeit detection in philately, bank notes, papers, etc.
- Leak and crack detection
- Excitation of fluorescent paints in dark rooms
- Revealing fluorescence of drawings on textiles
- Geological investigation of stones and rocks

Item description	Watt W	Voltage V	Current A	Spectral Peak nm	UV-A Irradiance at 1 meter $\mu\text{W}/\text{cm}^2$	Cap	Life Hrs
F4 T5 BLB	4	29	0.170	365	≥ 4.5	G5	5000
F6 T5 BLB	6	42	0.160	365	≥ 7	G5	5000
F8 T5 BLB	8	56	0.145	365	≥ 10	G5	5000
F15 T8 BLB	15	55	0.310	365	≥ 22.5	G13	7000
F18 T8 BLB	18	57	0.370	365	≥ 34.5	G13	7000
F30 T8 BLB	30	96	0.365	365	≥ 36.5	G13	8000
F36 T8 BLB	36	103	0.430	365	≥ 39	G13	8000
F20 T12 BLB	20	57	0.370	350	≥ 15.5	G13	7000
F40 T12 BLB	40	103	0.420	350	≥ 17.5	G13	8000
LYNX-S 9W BLB	9	60	0.170	365	≥ 8.5	G23	8000
LYNX-S 11W BLB	11	90	0.155	365	≥ 17.5	G23	8000

Item description	Dimensions				Figure Nr.	Packing Quantity	Ordering Code
	A (mm)	B (mm)	C (mm)	D (mm)			
F4 T5 BLB	136	143	150	16	1	50	000008
F6 T5 BLB	212	219	226	16	1	50	000018
F8 T5 BLB	288	295	303	16	1	50	000024
F15 T8 BLB	437	445	452	26	2	100	000077
F18 T8 BLB	590	597	604	26	2	100	000698
F30 T8 BLB	895	902	909	26	2	25	000158
F36 T8 BLB	1199	1207	1214	26	2	25	000699
F20 T12 BLB	590	599	604	41	3	25	9000358
F40 T12 BLB	1199	1207	1214	41	3	25	9000186
LYNX-S 9W BLB	145	167	28	12	4	200	0025053
LYNX-S 11W BLB	215	237	28	12	4	200	0025052

T8 Coloured

Standard halophosphor tubes with a coloured coating for special colour effects.



FEATURES

- High quality fluorescent tubes
- Long life
- Available in four colours: Blue, Green, Red and Yellow

APPLICATIONS

- To create special lighting effects in shop windows, bars, fairground attractions, dance halls and discotheques



Item description	Watt W	Colour	Cap	Dimensions		Packing Quantity	Ordering Code
				L mm	D mm		
F18W/T8/R	18	Red	G13	590	26	25	0002560
F18W/T8/Y	18	Yellow	G13	590	26	25	0002561
F18W/T8/G	18	Green	G13	590	26	25	0002562
F18W/T8/B	18	Blue	G13	590	26	25	0002563
F36W/T8/R	36	Red	G13	1200	26	25	0002564
F36W/T8/Y	36	Yellow	G13	1200	26	25	0002565
F36W/T8/G	36	Green	G13	1200	26	25	0002566
F36W/T8/B	36	Blue	G13	1200	26	25	0002567



PENNSYLVANIA

75 SE

Made in Belgium

Incandescent & Halogen Cross Reference: ANSI-Sylvania	52
Incandescent & Halogen Cross Reference: LIF-Sylvania	53
Incandescent & Halogen Cross Reference: Japanese Code-Sylvania	53
Incandescent & Halogen Cross Reference: Philips-Sylvania	54
Incandescent & Halogen Cross Reference: Osram-Sylvania	55
BriteArc Cross Reference	56
Base Types Incandescent & Halogen	57
Base Types BriteArc	58
Base Types Fluorescent / Base Types Compact Fluorescent	59
Filament types	60
Burning positions	61
Index Sylvania Code	62

Incandescent & Halogen Cross Reference: ANSI-Sylvania

ANSI Code	SYLVANIA Code	Page
BEL	9060560	34
BRK	9060571	36
BRL	0061300	22
BRN	9060572	24
BRS	9060575	36
BSK	9060579	36
BSS/BSB	9060551	36
BVA	9061306	24
BXT	9061663	34
CJW/CJT	9061619 / 9060629	34
CKK	9061646 / 9061051	34
CNP	9060623	34
CSF	9061652 / 9061052	35
CTD	9061656 / 9060633	35
CXR/CXL	9061617	35
CYN	9061676	35
DDL	9060984	18
DDM	9060954	18
DDS	9060668	18
DED	9060967	18
DJE	0061473	30
DNF	9060743	21
DXX	0061320 / 0061321	26
DYR	0061715 / 9060716	24
DYS/DYV	9060779	24
EFM	0061341	17
EFN	0061342	17
EFP	0061344	17
EFR	0061350	17
EHJ	0061367	22
EJA	9060921	18
EJL	0061011	18
EJM	9061181	18
EJV	9060833	18
EKE	9060943	18
ELC	0061740	18
ELC/10H	0061743	18
ELC/3H	0061739	18
ELC/5H	0061741	18
ELD	9060957	18
ELH	9060813	20
EME	9060822	26
EMM/EKS	9060918	21
ENG	9061183	20
ENH	9060940	20
ENL	0061738	18
ENX	9060846	20
EPS	9060927	24
EPV	9061016	18
EPX	9060953	18

ANSI Code	SYLVANIA Code	Page
ERV	9060812	18
ESD	9061358	20
ESY	9060962	24
EVB/BRJ	0061303	22
EVD	9060826	22
EVW	9000017	20
EWF	9060890	18
EWX	0061494	22
EWZ	0061735	30
EXC	9061109	42
EXD	9061127	42
EXE	9061128	42
EXG	9061129	42
EXR	9061039	18
EXY	9061182	18
EYB	0061495	22
EYM	0061520	30
EYN	0061523	30
FAD	0061371	26
FCR	0061373	22
FCS	0061374	22
FDG	0061379	26
FDS/FDT	9060924	22
FEP	9061385	27
FEX	0060883 / 0060884	26
FGX	0061465	22
FHB	0061391	30
FHG	0061395	30
FHS	9060850	18
(FKJ)	9061116	27
(FKP/FKK)	9061118	27
FLT	9060877	21
FLW	9061142	22
FNT	9061150	22
FRJ	9061124	27
FRM	9061126	27
FSK	9061122	27
FSY	9060889	24
(FTL)	9061119	27
(FVB)	9061121	27
FWP	0061737	28
FWR	9061548	28
FWT	9061551	28
FXL	9061768	20
GCJ (GCW)	9061542	28
GCK (GCT)	0061736	28
GCL (GCS)	9061545	28
GKV	0061734	24
H44	9020467 / 9020664	13

ANSI=American National Standards Institute

Incandescent & Halogen Cross Reference: LIF-Sylvania

LIF Code	SYLVANIA Code	Page
A1/017	9061617	35
A1/021	9061619 / 9060629	34
A1/037	9060623	34
A1/167	9061646 / 9061051	34
A1/178	9061652 / 9061052	35
A1/182	9061656 / 9060633	35
A1/183	9060560	34
A1/186	9061663	34
A1/212	9061676	35
A1/215	0061373	22
A1/216	0061374	22
A1/220	0061300	22
A1/223	0061367	22
A1/229	0061341	17
A1/230	0061342	17
A1/231	0061344	17
A1/232	0061350	17
A1/233	0061715 / 9060716	24
A1/234	0061303	22
A1/239	9060826	22
A1/244	9061731 / 9061168	24
A1/252	0061011	18
A1/258	9060918	21
A1/259	0061740 / 0061739	18
A1/262	9060924	22
A1/264	9060779	24
A1/266	9060743	21
A1/268	9060927	24
CP/70 (CP/24)	9061121	27
CP/71(CP/40)	9061116	27
CP/72 (CP/43)	9061119	27
CP/73 (CP/41)	9061118	27
CP60	9061109	42
CP61	9061127	42
CP62	9061128	42
CP77	9061385	27

LIF Code	SYLVANIA Code	Page
CP81	9061122	27
CP82	9061124	27
CP86	9061146	42
CP87	9061147	42
CP88	9061148	42
CP89	9061126	27
CP95	9061129	42
F/101	9060877	21
F/109	9060967	18
F/110	9060953	18
F/111	9061016	18
F/112	9060957	18
F/113	9060668	18
F/114	9060984	18
G27	9060571	36
G29	9060575	36
G40	9060579	36
G5	9060551	36
M/109	0061738	18
M/40	0061733	28
M33	0061465	22
P1/12	0061379	26
P1/15	0061391 / 0061520	30
P1/19	0061395	30
P2/11	9060822	26
P2/13	0061320	26
P2/13	0061321	26
P2/17	0061473 / 0061523	30
P2/26	0061510	30
P2/27	0060883 / 0060884	26
P2/35	0061326 / 0061327	26
P2/6	0061371	26
T/19 (T/11)	0061737 / 9061548	28
T/25 (T18)	9061542	28
T/27 (T/26)	0061736 / 9061545	28
T/29	9061551	28

LIF=Lighting Industry Federation (UK)

Incandescent & Halogen Cross Reference: Japanese Code-Sylvania

Japanese Code	SYLVANIA Code	Page
JCR 100V 300W	9061063	20
JC 24V 300W	9061010	22-23
JCD 100V 650W	9061060	24-25

Japanese Code	SYLVANIA Code	Page
JCP 100V 650W	9061018	24-25
JPD 230V 1000W	0061326	26
JPD 240V 1000W	0061327	26

PHILIPS	SYLVANIA	ANSI	Page
5995	9061181	EJM	18
6423	0061350	EFR	17
6550	0061303	EVB/BRJ	22
6834	0061344	EFP	17
6847	0061341	EFM	17
6853	0061342	EFN	17
6958	0061465	FGX	22
7023	0061373	FCR	22
7027	0061300	BRL	22
13095	9060940	ENH	20
13096	9060813	ELH	20
13098	9060812	ERV	18
13158	9060957	ELD	18
13160	9060668	DDS	18
13163	0061740	ELC	18
13164	0061011	EJL	18
13186	9061016	EPV	18
13186	9060953	EPX	18
13194	9060967	DED	18
13629	9060943	EKE	18
13630	9060890	EWF	18
13632	9061182	EXY	18
13634	9060850	FHS	18
13700	9061150	FNT	22
13824	9060846	ENX	20
13830	9000017	EVW	20
14501	9060984	DDL	18
14502	9061039	EXR	18
14526	9061768	FXL	20
14527	9060921	EJA	18
14529	9060743	DNF	21
14530	9061142	FLW	22
14531	0061495	EYB	22
13120C	9061617	CXR/CXL	35
13162R	0061320 / 0061321	DXX	26
13477R	9060822	EME	26
5974/5973	9060924	FDS/FDT	22
6365R	0061371	FAD	26
6638P	9061126	FRM	27
6820P	9061542	GCJ (GCW)	28
6823P	9061545	GCL (GCS)	28
6823P	0061736	GCK (GCT)	28
6872P	9061122	FSK	27
6873P	9061124	FRJ	27
6897P	9061551	FWT	28
6983P	9061385	FEP	27
6986P	0061734	GKV	24
6994Z	9061118	(FKP/FKK)	27
6995Z	9061116	(FKJ)	27
6996P	9061548	FWR	28
6996P	0061737	FWP	28
7158 XHP	0061374	FCS	22
7238N/05	9061663	BXT	34
7748S	0061367	EHJ	22
7787 XHP	9060826	EVD	22
JCR 24-250 H5	0061741	ELC/5H	18
PF801R	0061379	FDG	26

Incandescent & Halogen Cross Reference: Osram-Sylvania

OSRAM	SYLVANIA	ANSI	Page
64571	0061320 / 0061321	DXX	26
64579	0061379	FDG	26
64607	0061341	EFM	17
64618	9060967	DED	18
64619	9060953	EPX	18
64643	9060924	FDS/FDT	22
64686	0061715 / 9060716	DYR	24
64716	0061734	GKV	24
64718	0061736	GCK (GCT)	28
64744	0061737	FWP	28
64789	9061118	(FKP/FKK)	27
93505	9000017	EVW	20
93506	9060940	ENH	20
93510	9061182	EXY	18
93515	9061039	EXR	18
93518	9060813	ELH	20
93520	9060850	FHS	18
93525	9060846	ENX	20
93609	0061738	ENL	18
93631	9060743	DNF	21
93637	9060833	EJV	18
93638	9060943	EKE	18
93653	0061739	ELC/3H	18
93734	9061385	FEP	27
64610HLX	0061300	BRL	22
64615HLX	0061342	EFN	17
64625HLX	0061373	FCR	22
64627HLX	0061344	EFP	17
64633HLX	0061303	EVB/BRJ	22
64634HLX	0061350	EFR	17
64640HLX	0061374	FCS	22
64653HLX	0061740	ELC	18
64655HLX	0061367	EHJ	22
64656HLX	9061150	FNT	22
64663HLX	9060826	EVD	22
64737/3	9061109	EXC	42
64738/3	9061127	EXD	42
64739/3	9061128	EXE	42


BriteArc Cross Reference

Ordering Code	Sylvania	Philips	Osram	Ushio	GE Lighting	Radium
BA SE NHR						
0023987	BA 150 SE NHR	-	-	-	-	-
0023958	BA 400 SE NHR	MSR 400	HSR 400/60	USR-400 NHR	-	RSR 400W
0023960	BA 575 SE NHR	-	HSR 575/60	USR-575 GX9.5	-	RSR 575W
0023961	BA 700 SE NHR	MSR 700	HSR 700/60	USR-700 NHR	-	RSR 700W
0023935	BA 1200 SE NHR	MSR 1200	HSR 1200/60	USR-1200 SE G22	-	RSR 1200W
BA SE D (LONG LIFE)						
0023975	BA 150 SE T	CDM-SA/T 150	HSD 150/70	-	-	-
7220168	BA 200 SE D	MSD 200	HSD 200/60	USD-200 NHR	-	RSD 200W
7220169	BA 250 SE D	MSD 250	HSD 250/60	USD-250 NHR	-	RSD 250W/60
0023981	BA 575 SE D	MSD 575	HSD 575/72	USD-575 NHR	-	RSD 575W
BA SE /2 (HIGH COLOUR TEMPERATURE)						
0023998	BA 250/2 SE D 8.5	MSD 250/2	HSD 250/80	USD-250/2 NHR	CSD 250/2/SE	RSD 250W/78
0024002	BA 575/2 SE D 7.2	MSR 575/2	HSR 575/72	USD-575/2 NHR	CSR 575/2/SE	RSR 575W/72
0024000	BA 575/2 SE D 8.5	-	-	-	-	-
BA SE HR (HOT RESTRIKE)						
0023940	BA 200 SE HR Ceramic	-	-	-	-	-
0023941	BA 200 SE HR	MSR 200 HR	HMI 200W/SE	-	CSR 200/SE/HR	RSI 200W/SE
0023883	BA 400 SE HR	MSR 400 HR	HMI 400W/SE	-	CSR 400/SE/HR	RSI 400W/SE
0023932	BA 575 SE HR	MSR 575 HR	HMI 575W/SE	USR-575 BE SE	CSR 575/SE/HR	RSI 575W/SE
0023992	BA 800 SE HR	-	-	-	CSR 800/SE/HR	-
0023933	BA 1200 SE HR	MSR 1200 HR	HMI 1200W/SE	USR-1200 SE G38	CSR 1200/SE/HR	RSI 1200W/SE
0023934	BA 2500 SE HR	MSR 2500 HR	HMI 2500W/SE	USR-2500 SE	CSR 2500/SE/HR	RSI 2500W/SE
0023935	BA 4000 SE HR	MSR 4000 HR	HMI 4000W/SE	-	CSR 4000/SE/HR	RSI 4000W/SE
BA DE (DOUBLE ENDED)						
0023921	BA 575 DE	MSI 575W	HMI 575W/GS	UMI-575	CSR 575/DE	RSI 575W
0023922	BA 1200 DE	MSI 1200W	HMI 1200W GS	UMI-1200	CSR 1200/DE	RSI 1200W
0023995	BA 1200 DE S 6.0	MSR 1200 SA/DE	HTI 1200W/D7/60	-	CSR 1200/S/DE	-
0023996	BA 1200/2 DE S 7.2	-	-	-	-	-
0023923	BA 2500 DE	MSI 2500W	HMI 2500W GS	UMI-2500	CSR 2500/DE	RSI 2500W
0023924	BA 4000 DE	MSI 4000W	HMI 4000W	UMI-4000	CSR 4000/DE	RSI 4000W
0023925	BA 6000 DE	MSI 6000W	HMI 6000W	UMI-6000	CSR 6000/DE	RSI 6000W
0023927	BA 12000 DE	MSI 12000W	HMI 12000W/GS	UMI-12000	CSR 12000/DE	RSI 12000W/230
BA SE SA (SHORT ARC)						
0023965	BA 600 SE SA	-	HTI 600 W/SE	-	-	-
0024004	BA 700 SE SA 5.6	MSR 700 SA	HTI 705 W/SE XS	-	CSR 700/SA	-
0024003	BA 700 SE SA 7.2	-	-	-	-	-
0023966	BA 600 DE SA	-	HTI 600 W/D	-	-	-

BA15s




E26
Medium Skirted



E27




E29
AdMedium Skirted



GZ4



GX5.3



GY5.3



G6.35 ⁻¹³
₋₁₅
₋₂₀



GY6.35 ⁻¹³
₋₁₆



GX6.35



GZ6.35



GX7.9



G9.5



GY5.3



GX9.5



GY16



GX16d



G17t-7



G17q-7



GX17q-7



GY17q-7



G22



G38



P30s-10.3



R7s



RX7s



**2 screw
Terminals**



Base Types BriteArc


FaX1.5-3x1



GZY9.5(GZZ9.5)



GX9.5



GY9.5



G22



G38



SFa21-12



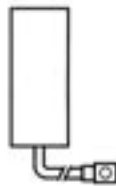
SFc10-4



SFc-15.5-6

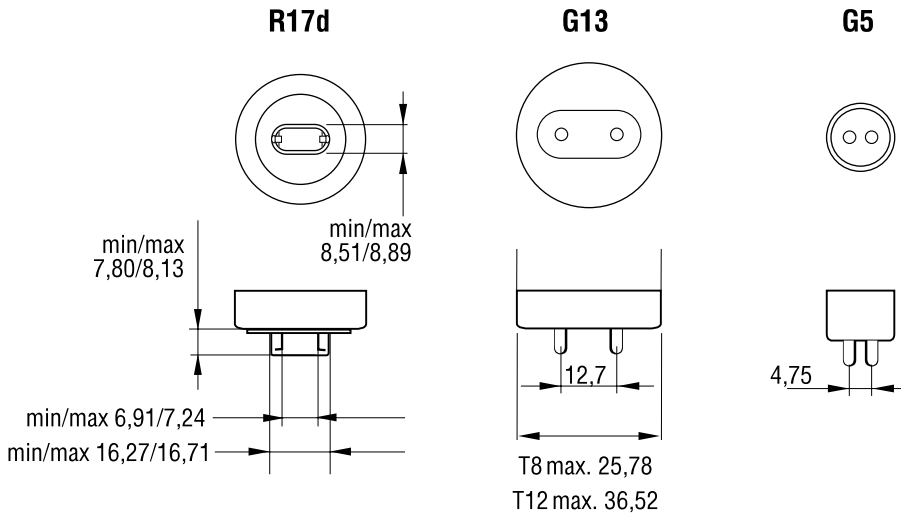


S25.5 x60

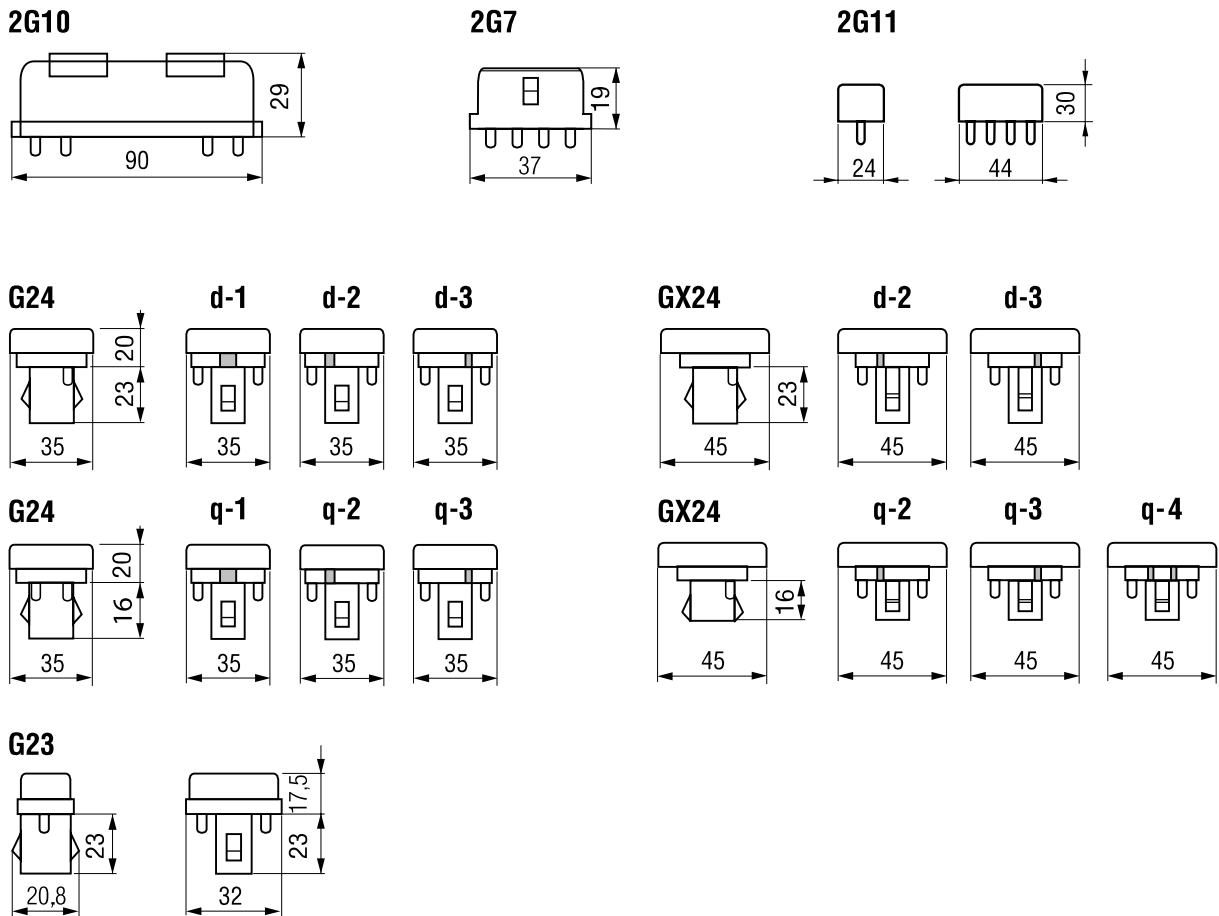


S30 x70



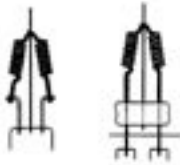


Base Types Compact Fluorescent



Filament Types

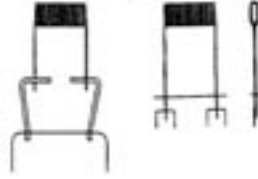
C-2V, CC-2V



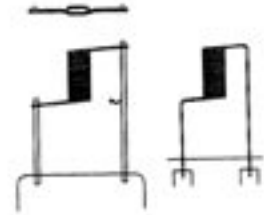
C-6, CC-6



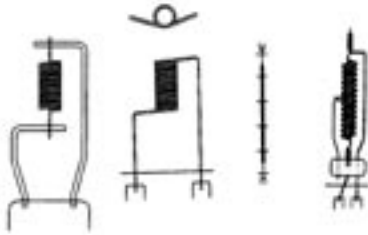
CBar6 (CF-6)



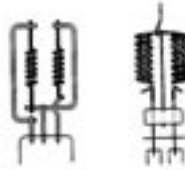
CBar8 (CF-9)



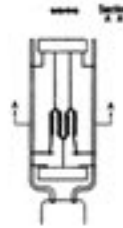
C-8, CC-8



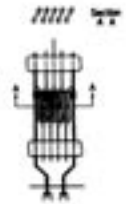
2CC-8



C-13, CC-13



C-13D, CC-13D



<p>C: single Coil CC: Double Coil (Coiled Coil) C BAR: Flat Coil</p>
--

Symbols

S = BASE DOWN

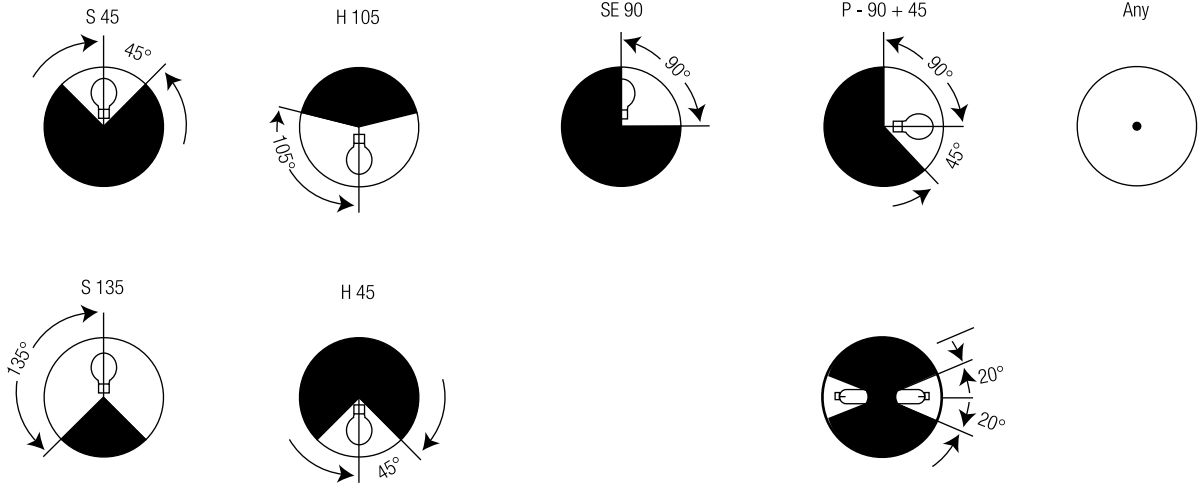
H = BASE UP
(hanging)

SE = BASE DOWN
and one direction of rotation


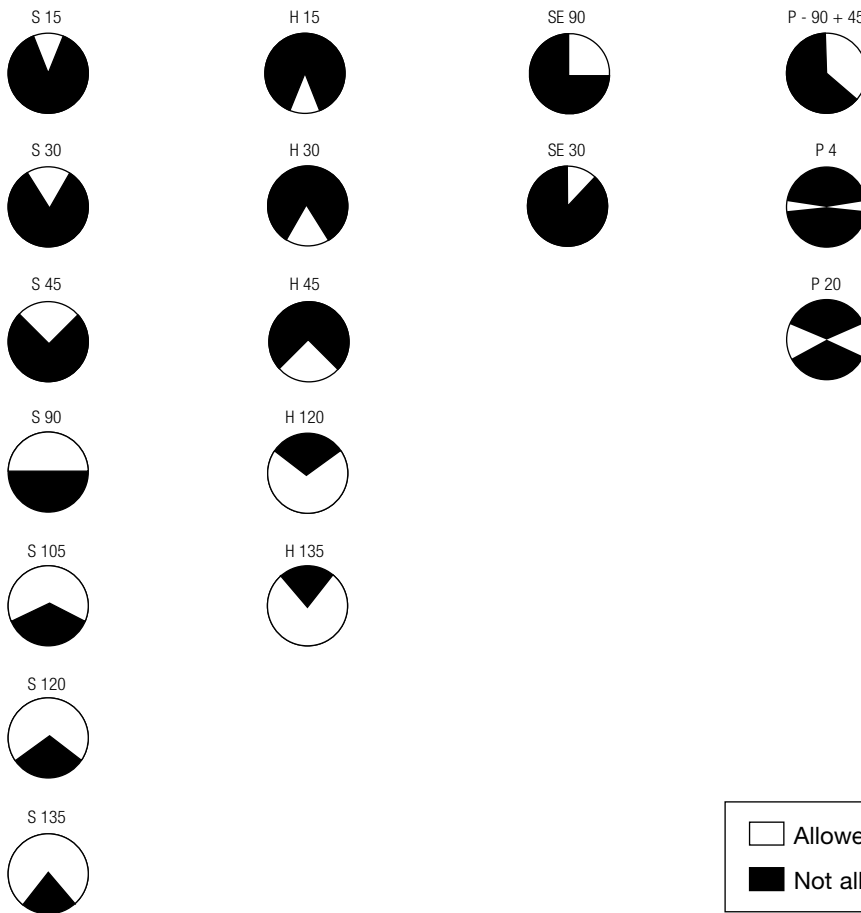
P = HORIZONTAL

ANY

Example



Different symbols used for Projection, Photo, Studio, Theatre, TV and Disco lamps



Index Sylvania Code

Code	Reference	Section	Page
0000008	F4 T5 BLB	Photo Optic Fluorescent Lamps	48
0000018	F6 T5 BLB	Photo Optic Fluorescent Lamps	48
0000024	F8 T5 BLB	Photo Optic Fluorescent Lamps	48
0000077	F15 T8 BLB	Photo Optic Fluorescent Lamps	48
0000158	F30 T8 BLB	Photo Optic Fluorescent Lamps	48
0000698	F18 T8 BLB	Photo Optic Fluorescent Lamps	48
0000699	F36 T8 BLB	Photo Optic Fluorescent Lamps	48
0002560	F18W/T8/R	Photo Optic Fluorescent Lamps	49
0002561	F18W/T8/Y	Photo Optic Fluorescent Lamps	49
0002562	F18W/T8/G	Photo Optic Fluorescent Lamps	49
0002563	F18W/T8/B	Photo Optic Fluorescent Lamps	49
0002564	F36W/T8/R	Photo Optic Fluorescent Lamps	49
0002565	F36W/T8/Y	Photo Optic Fluorescent Lamps	49
0002566	F36W/T8/G	Photo Optic Fluorescent Lamps	49
0002567	F36W/T8/B	Photo Optic Fluorescent Lamps	49
0019650	80W/FL30°PAR38 blue	Photo Optic Incandescent & PAR Lamps	37
0019651	80W/FL30°PAR38 green	Photo Optic Incandescent & PAR Lamps	37
0019652	80W/FL30°PAR38 red	Photo Optic Incandescent & PAR Lamps	37
0019653	80W/FL30°PAR38 yellow	Photo Optic Incandescent & PAR Lamps	37
0021270	Hi-Spot ES50 50W BLUE 240V	Photo Optic Halogen Lamps	31
0021271	Hi-Spot ES50 50W GREEN 240V	Photo Optic Halogen Lamps	31
0021272	Hi-Spot ES50 50W RED 240V	Photo Optic Halogen Lamps	31
0021273	Hi-Spot ES50 50W YELLOW 240V	Photo Optic Halogen Lamps	31
0023883	BA 400 SE HR	Photo Optic Discharge Lamps	8
0023921	BA 575 DE	Photo Optic Discharge Lamps	10
0023922	BA 1200 DE	Photo Optic Discharge Lamps	10
0023923	BA 2500 DE	Photo Optic Discharge Lamps	10
0023924	BA 4000 DE	Photo Optic Discharge Lamps	10
0023925	BA 6000 DE	Photo Optic Discharge Lamps	10
0023927	BA 12000 DE	Photo Optic Discharge Lamps	10
0023932	BA 575 SE HR	Photo Optic Discharge Lamps	8
0023933	BA 1200 SE HR	Photo Optic Discharge Lamps	8
0023934	BA 2500 SE HR	Photo Optic Discharge Lamps	8
0023935	BA 1200 SE NHR	Photo Optic Discharge Lamps	6
0023937	BA 4000 SE HR	Photo Optic Discharge Lamps	8
0023940	BA 200 SE HR Ceramic	Photo Optic Discharge Lamps	8
0023941	BA 200 SE HR	Photo Optic Discharge Lamps	8
0023958	BA 400 SE NHR	Photo Optic Discharge Lamps	6
0023960	BA 575 SE NHR	Photo Optic Discharge Lamps	6
0023961	BA 700 SE NHR	Photo Optic Discharge Lamps	6
0023965	BA 600 SE SA	Photo Optic Discharge Lamps	11
0023966	BA 600 DE SA	Photo Optic Discharge Lamps	11
0023975	BA 150 SE T	Photo Optic Discharge Lamps	6
0023981	BA 575 SE D	Photo Optic Discharge Lamps	6
0023987	BA 150 SE NHR	Photo Optic Discharge Lamps	6
0023992	BA 800 SE HR	Photo Optic Discharge Lamps	8
0023995	BA 1200 DE S 6.0	Photo Optic Discharge Lamps	10
0023996	BA 1200/2 DE S 7.2	Photo Optic Discharge Lamps	10
0023998	BA 250/2 SE D 8.5	Photo Optic Discharge Lamps	7
0024000	BA 575/2 SE NHR 8.5	Photo Optic Discharge Lamps	7
0024002	BA 575/2 SE NHR 7.2	Photo Optic Discharge Lamps	7
0024003	BA 700 SE SA 7.2	Photo Optic Discharge Lamps	11
0024004	BA 700 SE SA 5.6	Photo Optic Discharge Lamps	11

Code	Reference	Section	Page
0025052	LYNX-S 11W BLB	Photo Optic Fluorescent Lamps	48
0025053	LYNX-S 9W BLB	Photo Optic Fluorescent Lamps	48
0025670	StudioLynx-L55W 32	Photo Optic Fluorescent Lamps	46
0025671	StudioLynx-L55W 56	Photo Optic Fluorescent Lamps	46
0025672	CineLynx-L55W 55	Photo Optic Fluorescent Lamps	47
0025673	CineLynx-L55W 29	Photo Optic Fluorescent Lamps	47
0060501	PAR 36 12V 50W NSP	Photo Optic Incandescent & PAR Lamps	38
0060502	PAR 36 12V 50W NFL	Photo Optic Incandescent & PAR Lamps	38
0060509	PAR 56 12V 100W (4545)	Photo Optic Incandescent & PAR Lamps	39
0060510	PAR 56 300W NSP 230V	Photo Optic Incandescent & PAR Lamps	40
0060511	PAR 56 300W MFL 230V	Photo Optic Incandescent & PAR Lamps	40
0060512	PAR 56 300W WFL 230V	Photo Optic Incandescent & PAR Lamps	40
0060513	PAR 56 300W NSP 240V	Photo Optic Incandescent & PAR Lamps	40
0060514	PAR 56 300W MFL 240V	Photo Optic Incandescent & PAR Lamps	40
0060515	PAR 56 300W WFL 240V	Photo Optic Incandescent & PAR Lamps	40
0060883	FEX 230V 2000W	Photo Optic Halogen Lamps	26
0060884	FEX 240V 2000W	Photo Optic Halogen Lamps	26
0060900	XP 750W	Photo Optic Discharge Lamps	12
0060901	XP 3000W	Photo Optic Discharge Lamps	12
0061011	EJL 24V 200W	Photo Optic Halogen Lamps	18
0061300	BRL 12V 50W	Photo Optic Halogen Lamps	22
0061303	EVB/BRJ 15V 150W	Photo Optic Halogen Lamps	22
0061320	DXX 230V 800W	Photo Optic Halogen Lamps	26
0061321	DXX 240V 800W	Photo Optic Halogen Lamps	26
0061326	JPD 230V 1000W	Photo Optic Halogen Lamps	26
0061327	JPD 240V 1000W	Photo Optic Halogen Lamps	26
0061341	EFM 8V 50W	Photo Optic Halogen Lamps	17
0061342	EFN 12V 75W	Photo Optic Halogen Lamps	17
0061344	EFP 12V 100W	Photo Optic Halogen Lamps	17
0061350	EFR 15V 150W	Photo Optic Halogen Lamps	17
0061367	EHJ 24V 250W	Photo Optic Halogen Lamps	22
0061371	FAD 118V 650W	Photo Optic Halogen Lamps	26
0061373	FCR 12V 100W	Photo Optic Halogen Lamps	22
0061374	FCS 24V 150W	Photo Optic Halogen Lamps	22
0061379	FDG 230V 1000W	Photo Optic Halogen Lamps	26
0061391	FHB 230V 1000W	Photo Optic Halogen Lamps	30
0061395	FHG 230V 1250W	Photo Optic Halogen Lamps	30
0061465	FGX 24V 250W	Photo Optic Halogen Lamps	22
0061473	DJE 230V 1000W	Photo Optic Halogen Lamps	30
0061494	EWX 24V 250W	Photo Optic Halogen Lamps	22
0061495	EYB 82V 360W	Photo Optic Halogen Lamps	22
0061510	FHGG230V 1250W	Photo Optic Halogen Lamps	30
0061520	EYM 240V 1000W	Photo Optic Halogen Lamps	30
0061523	EYN 240V 650W	Photo Optic Halogen Lamps	30
0061715	DYR 230V 650W	Photo Optic Halogen Lamps	24
0061733	M/40 230V 500W	Photo Optic Halogen Lamps	28
0061734	GKV 240V 600W	Photo Optic Halogen Lamps	24
0061735	EWZ 110V 850W	Photo Optic Halogen Lamps	30
0061736	T/27 GCK 230V 650W	Photo Optic Halogen Lamps	28
0061737	T/19 FWP 230V 1000W	Photo Optic Halogen Lamps	28
0061738	ENL 12V 50W	Photo Optic Halogen Lamps	18
0061739	ELC 24V 250W 300H	Photo Optic Halogen Lamps	18
0061740	ELC 24V 250W	Photo Optic Halogen Lamps	18

Index Sylvania Code

Code	Reference	Section	Page
0061741	ELC 24V 250W 500H	Photo Optic Halogen Lamps	18
0061743	ELC 24V 250W 1000H	Photo Optic Halogen Lamps	18
0061800	HPL 575W 230V	Photo Optic Halogen Lamps	29
0061801	HPL 575W 240V	Photo Optic Halogen Lamps	29
0061802	HPL 750W 230V	Photo Optic Halogen Lamps	29
0061803	HPL 750W 240V	Photo Optic Halogen Lamps	29
0061804	HPL 575W 230V LL	Photo Optic Halogen Lamps	29
0061805	HPL 575W 240V LL	Photo Optic Halogen Lamps	29
0061806	HPL 750W 230V LL	Photo Optic Halogen Lamps	29
0061807	HPL 750W 240V LL	Photo Optic Halogen Lamps	29
7220168	BA 200 SE D	Photo Optic Discharge Lamps	6
7220169	BA 250 SE D	Photo Optic Discharge Lamps	6
9000017	EVW 82V 250W	Photo Optic Halogen Lamps	20
9000186	F40 T12 BLB	Photo Optic Fluorescent Lamps	48
9000358	F20 T12 BLB	Photo Optic Fluorescent Lamps	48
9020167	PAR 36 12,8V 30W (H 4405)	Photo Optic Incandescent & PAR Lamps	38
9020467	H44 GS-100 SP	Photo Optic Discharge Lamps	13
9020664	H44 GS-100/MDSK SP	Photo Optic Discharge Lamps	13
9023401	XP 2500W	Photo Optic Discharge Lamps	12
9023475	XP 1500W	Photo Optic Discharge Lamps	12
9060551	BSS 6V 1A	Photo Optic Incandescent & PAR Lamps	36
9060551	BSS 6V 1A	Photo Optic Incandescent & PAR Lamps	36
9060560	BEL 240V 300W	Photo Optic Incandescent & PAR Lamps	34
9060571	BRK 4V 0,75A	Photo Optic Incandescent & PAR Lamps	36
9060571	BRK 4V 0,75A	Photo Optic Incandescent & PAR Lamps	36
9060572	BRN 120V 1200W	Photo Optic Halogen Lamps	24
9060575	BRS 4V 0,75A	Photo Optic Incandescent & PAR Lamps	36
9060575	BRS 4V 0,75A	Photo Optic Incandescent & PAR Lamps	36
9060579	BSK 6V 1A	Photo Optic Incandescent & PAR Lamps	36
9060579	BSK 6V 1A	Photo Optic Incandescent & PAR Lamps	36
9060623	CNP 230V 300W	Photo Optic Incandescent & PAR Lamps	34
9060629	CJW/CJT 240V 100W	Photo Optic Incandescent & PAR Lamps	34
9060633	CTD 240V 150W	Photo Optic Incandescent & PAR Lamps	35
9060668	DDS 21V 80W	Photo Optic Halogen Lamps	18
9060716	DYR 240V 650W	Photo Optic Halogen Lamps	24
9060743	DNF 21V 150W	Photo Optic Halogen Lamps	21
9060779	DYS/DYV 120V 600W	Photo Optic Halogen Lamps	24
9060812	ERV 36V 340W	Photo Optic Halogen Lamps	18
9060813	ELH 120V 300W	Photo Optic Halogen Lamps	20
9060822	EME 230V 800W	Photo Optic Halogen Lamps	26
9060826	EVD 36V 400W	Photo Optic Halogen Lamps	22
9060833	EJV 21V 150W	Photo Optic Halogen Lamps	18
9060846	ENX 82V 360W	Photo Optic Halogen Lamps	20
9060850	FHS 82V 300W	Photo Optic Halogen Lamps	18
9060877	FLT 13.8V 25W/S	Photo Optic Halogen Lamps	21
9060889	FSY 240V 400W	Photo Optic Halogen Lamps	24
9060890	EWF 24V 200W	Photo Optic Halogen Lamps	18
9060918	EMM/EKS 24V 250W	Photo Optic Halogen Lamps	21
9060921	EJA 21V 150W	Photo Optic Halogen Lamps	18
9060924	FDS/FDT 24V 150W	Photo Optic Halogen Lamps	22
9060927	EPS 240V 500W	Photo Optic Halogen Lamps	24
9060940	ENH 120V 250W	Photo Optic Halogen Lamps	20
9060943	EKE 21V 150W	Photo Optic Halogen Lamps	18

Code	Reference	Section	Page
9060953	EPX 14,5V 90W	Photo Optic Halogen Lamps	18
9060954	DDM 19V 80W	Photo Optic Halogen Lamps	18
9060957	ELD 21V 150W	Photo Optic Halogen Lamps	18
9060962	ESY 100V 150W	Photo Optic Halogen Lamps	24
9060967	DED 13.8V 85W	Photo Optic Halogen Lamps	18
9060984	DDL 20V 150W	Photo Optic Halogen Lamps	18
9061010	JC 24V 300W	Photo Optic Halogen Lamps	22
9061016	EPV 14,5V 90W	Photo Optic Halogen Lamps	18
9061018	JCP 100V 650W	Photo Optic Halogen Lamps	24
9061039	EXR 82V 300W	Photo Optic Halogen Lamps	18
9061051	CKK 240V 150W	Photo Optic Incandescent & PAR Lamps	34
9061052	CSF 240V 300W	Photo Optic Incandescent & PAR Lamps	35
9061060	JCD 100V 650W	Photo Optic Halogen Lamps	24
9061063	JCR 100V 300W	Photo Optic Halogen Lamps	20
9061109	PAR 64 CP60 240V 1000W NSP	Photo Optic Incandescent & PAR Lamps	42
9061116	CP/71 FKJ 240V 1000W	Photo Optic Halogen Lamps	27
9061118	CP/73 FKP 240V 2000W	Photo Optic Halogen Lamps	27
9061119	CP/72 FTL 240V 2000W	Photo Optic Halogen Lamps	27
9061121	CP/70 FVB 240V 1000W	Photo Optic Halogen Lamps	27
9061122	CP/81 FSK 240V 300W	Photo Optic Halogen Lamps	27
9061124	CP/82 FRJ 240V 500W	Photo Optic Halogen Lamps	27
9061126	CP/89 FRM 240V 650W	Photo Optic Halogen Lamps	27
9061127	PAR 64 CP61 240V 1000W SP	Photo Optic Incandescent & PAR Lamps	42
9061128	PAR 64 CP62 240V 1000W MFL	Photo Optic Incandescent & PAR Lamps	42
9061129	PAR 64 CP95 240V 1000W	Photo Optic Incandescent & PAR Lamps	42
9061142	FLW 24V 300W	Photo Optic Halogen Lamps	22
9061146	PAR 64 CP86 240V 500W VNSP	Photo Optic Incandescent & PAR Lamps	42
9061147	PAR 64 CP87 240V 500W NSP	Photo Optic Incandescent & PAR Lamps	42
9061148	PAR 64 CP88 240V 500W MFL	Photo Optic Incandescent & PAR Lamps	42
9061150	FNT 24V 275W	Photo Optic Halogen Lamps	22
9061168	A1/244 240V 500W	Photo Optic Halogen Lamps	24
9061181	EJM 21V 150W	Photo Optic Halogen Lamps	18
9061182	EXY 82V 250W	Photo Optic Halogen Lamps	18
9061183	ENG 120V 300W	Photo Optic Halogen Lamps	20
9061306	BVA 120V 900W	Photo Optic Halogen Lamps	24
9061358	ESD 120V 150W	Photo Optic Halogen Lamps	20
9061385	CP/77 FEP 240V 1000W	Photo Optic Halogen Lamps	27
9061531	PAR 36 6,4V 30W (4515)	Photo Optic Incandescent & PAR Lamps	38
9061532	PAR 56 12V 300W	Photo Optic Incandescent & PAR Lamps	41
9061542	T/25 GCJ 240V 500W	Photo Optic Halogen Lamps	28
9061545	T/27 GCL 240V 650W	Photo Optic Halogen Lamps	28
9061548	T/19 FWR 240V 1000W	Photo Optic Halogen Lamps	28
9061551	T/29 FWT 240V 1200W	Photo Optic Halogen Lamps	28
9061617	CXR/CXL 8V 50W	Photo Optic Incandescent & PAR Lamps	35
9061619	CJW/CJT 230V 100W	Photo Optic Incandescent & PAR Lamps	34
9061646	CKK 230V 150W	Photo Optic Incandescent & PAR Lamps	34
9061652	CSF 230V 300W	Photo Optic Incandescent & PAR Lamps	35
9061656	CTD 230V 150W	Photo Optic Incandescent & PAR Lamps	35
9061663	BXT 12V 100W	Photo Optic Incandescent & PAR Lamps	34
9061676	CYN 24V 150W	Photo Optic Incandescent & PAR Lamps	35
9061731	A1/244 230V 500W	Photo Optic Halogen Lamps	24
9061768	FXL 82V 410W	Photo Optic Halogen Lamps	20

EUROPE

Germany

SLI Lichtsysteme GmbH
Graf-Zeppelin-Strasse 9-12
91056 Erlangen
Phone (+49) 9131 793 499
Telefax (+49) 9131 793 496
info.de@sylvania-lighting.com

Eastern Europe

SLI Lichtsysteme GmbH
Graf-Zeppelin-Str. 9-12
91056 Erlangen
Phone (+49) 9131 793-499
Telefax (+49) 9131 793-407
info.de@sylvania-lighting.com

UK

SLI Lighting Ltd
Otley Road, Shipley
West Yorkshire BD17 7SN
Phone (+44) 1274 532 552
Telefax (+44) 1274 531 672
sales.office@sylvania-lighting.com

Finland

Sylvania Lumiance Oy
Sirrikuja 3 A - 00940 Helsinki
Phone (+358) 9 54212100
Telefax (+358) 9 54212130
fi.info@sylvania-lighting.com

Austria

SLI Lichtsysteme GmbH
Twin Tower
Wienerbergstrasse 11/12b
A-1100 Vienna
Phone (+43) 1617 44 80
Telefax (+43) 1617 44 81
info.de@sylvania-lighting.com

Switzerland

Sylvania Lighting S.A.
4, Chemin des Léchères
1217 Meyrin - PO Box 368
Phone (+41) 227198580
Telefax (+41) 227198581
info.ch@sylvania-lighting.com

Export

SLI Lighting Ltd
Otley Road, Shipley
West Yorkshire BD17 7SN
Phone (+44) 1274 537 810
Telefax (+44) 1274 537 811
export.lampinfo@sylvania-lighting.com

Belgium

SLI België
Noorderlaan 105c
B-2030 Antwerpen
Phone (+32) 3 610 44 44
Telefax (+32) 3 610 44 57
be.info@sylvania-lighting.com

the Netherlands

SLI Nederland
P.O. Box 5651 - 4801 EB Breda
Noorderlaan 105c
2030 Antwerpen
Phone (+31) 76 750 44 44
Telefax (+31) 76 750 44 56
nl.info@sylvania-lighting.com

France

SLI Sylvania SAS
1, Avenue du Général de Gaulle
92635 Gennevilliers Cedex
Phone (+33) 1 55 51 11 00
Telefax (+33) 1 55 51 11 15
fr.info@sylvania-lighting.com

Greece

Sylvania A.E.E.E.
3, Argyroupoleos Ave., Argyroupoli,
164 51, Athens
Phone (+30) 210 996 65 61
Telefax (+30) 210 996 90 29
gr.info@sylvania-lighting.com

Italy

Sylvania S.p.A.
Piazza Don Enrico Mapelli 75
20099 Sesto San Giovanni (MI)
Phone (+39) 02 24 12 58 11
Telefax (+39) 02 24 12 58 80
it.info@sylvania-lighting.com

Norway

Sylvania Lumiance AS
Ole Deviks Vei 44
0668 Oslo
Phone (+47) 23 067470
Telefax (+47) 23 067471
www.sli.no

Spain

SLI Sylvania S.A.
Los Llanos de Jerez, 17
28820 Coslada (Madrid)
Phone (+34) 91 669 90 00
Telefax (+34) 91 673 73 64
es.info@sylvania-lighting.com

Sweden

Sylvania Lumiance AB
Uppköparvägen 7
120 44 Årsta
Phone (+46) 8 556 322 00
Telefax (+46) 8 556 322 10
sli-sweden@sylvania-lighting.com
www.sli.no

Portugal

SLI Sylvania Lda
Campo Grande, 35-11°C
1700-087 Lisboa
Phone (+351) 21 793 77 36/37
Telefax (+351) 21 793 77 38
pt.info@sylvania-lighting.com

Russia

Sylvania Svet
ul. Novoslobodskaja, bld. 21, fl. 6
103030 Moscow
Phone +7 8 910 46 33 776
www.sylvania-lighting.com

OUTSIDE EUROPE

USA - Mullins

SLI Lighting Products, Inc.
122 East Laurel Street
Mullins, SC 29574
Phone (+1) 843-464-0554
Telefax (+1) 843-464-6135
www.sli-lighting-usa.com

Hong Kong

Sylvania Asia Pacific Ltd.
1008-9, 10F., Conic Investment
Building, No. 13 Hok Yuen Street,
Hung Hom, Kowloon
Phone (+852) 2369 5531
Telefax (+852) 2721 8621
bsham@sylvania-asiapacific.com.hk

SYLVANIA

www.sylvania-lamps.com

SLI International Product Marketing Lamps

Noorderlaan 105c
2030 Antwerpen
Belgium
Phone (+32) 3 610 44 80
Telefax (+32) 3 610 44 58
www.sylvania-lamps.com
specialproducts@sylvania-lighting.com